

# OPERATIONAL, TECHNICAL AND LOGISTICAL REGULATIONS OF THE SHOW



Pag

Pag

|          |  |           |  |  |
|----------|--|-----------|--|--|
| <b>1</b> | <b>HOW TO GET TO THE VENUE</b>   | <b>3</b>  |  |  |
| <b>2</b> | <b>AGENDA, DEADLINES AND SUMMARY OF IMPORTANT THINGS TO KEEP IN MIND</b>                 |           |  |  |
| 2.1      | Agenda deadlines   | 4         |  |  |
| 2.2      | Summary of important things to consider  | 5         |  |  |
| 2.2.0    | Surveillance of exhibition areas and customer assets                                     | 5         |  |  |
| 2.2.1    | Prior to assembly  | 6         |  |  |
| 2.2.2    | Assembly   | 7         |  |  |
| 2.2.3    | Celebration  | 8         |  |  |
| 2.2.4    | Disassembly  | 9         |  |  |
| <b>3</b> | <b>ACCESS PLANS, PAVILION RESISTANCES AND GOODS MANAGEMENT</b>                           |           |  |  |
|          |  | 11        |  |  |
| 3.1      | Map of access to the enclosure during ASSEMBLY   | 13        |  |  |
| 3.2      | Map of access to the venue during CELEBRATION  | 15        |  |  |
| 3.3      | Map of access to the enclosure during DISMANTLING  | 17        |  |  |
| <b>4</b> | <b>GENERAL REGULATIONS FOR ASSEMBLY, DISASSEMBLY AND INSTALLATION AND STAND SERVICES</b> | <b>18</b> |  |  |
| 4.0      | SUMMARY OF IMPORTANT ASPECTS TO TAKE INTO ACCOUNT OF THE GENERAL REGULATIONS             | 18        |  |  |
| 4.1      | BUILDING STANDARDS   | 23        |  |  |
| 4.1.1    | Height Regulations   | 23        |  |  |
| 4.1.2    | Visibility Standards   | 25        |  |  |
| 4.1.3    | Limitations on the assembly of stands and adaptation of exhibition spaces                | 25        |  |  |
| 4.1.4    | Column Coating   | 26        |  |  |
| 4.2      | PROJECT VALIDATION PROCESS   | 26        |  |  |
| 4.2.1    | Approval of all projects   | 29        |  |  |
| 4.2.2    | Approval of projects with complex structures and riggings                                | 29        |  |  |
| 4.2.3    | Project approval Small structures outside  | 30        |  |  |
| 4.2.4    | Project Approval of Inflatable Structures  | 31        |  |  |
| 4.3      | REGULATIONS FOR INSTALLATIONS AND ELECTRICITY SUPPLY                                     | 31        |  |  |
| 4.3.1    | Power supply   | 31        |  |  |
| 4.3.2    | Legalization of the installation   | 32        |  |  |
| 4.3.3    | Electrical connection to manholes or display boxes                                       | 32        |  |  |
| 4.3.4    | Electrical disconnection   | 33        |  |  |
| 4.3.5    | General conditions for installation and contracting of electricity supply                | 33        |  |  |
| 4.3.6    | Water and sewer services   | 33        |  |  |
| 4.4      | CLEANING AND WASTE MANAGEMENT  | 34        |  |  |
| 4.4.1    | Cleaning of Stands   | 34        |  |  |
| 4.4.2    | Waste removal and management   | 34        |  |  |
| 4.5      | MACHINERY THAT GENERATES DUST  | 34        |  |  |
| 4.6      | COLLABORATION CARPETING CORRIDORS  | 35        |  |  |
| 4.7      | SECURITY EASEMENT  | 35        |  |  |
| 4.8      | REGULATIONS FOR SUSPENDING AERIAL STRUCTURES (RIGGING)                                   | 36        |  |  |
| 4.8.1    | Application Procedure  | 38        |  |  |
| 4.8.2    | Complex Riggings   | 38        |  |  |
| 4.8.3    | Inspections and assembly period  | 39        |  |  |
| 4.8.4    | Mandatory regulations for rigging equipment  | 39        |  |  |
| 4.8.5    | Specific regulations for the prevention of occupational risks                            | 40        |  |  |
| 4.8.6    | Safety and health on construction sites  | 40        |  |  |
| 4.9      | MAXIMUM PERMISSIBLE NOISE LEVEL  | 40        |  |  |
| 4.10     | GASES, INSTALLATIONS AND SMOKE EVACUATION  | 41        |  |  |
| 4.11     | MACHINES AND APPLIANCES IN OPERATION   | 41        |  |  |
| 4.12     | ACTION MEASURES IN CASE OF EMERGENCY and EVACUATION                                      | 42        |  |  |
| <b>5</b> | <b>FOR MORE TECHNICAL INFORMATION GO TO FIRA BARCELONA REGULATIONS</b>                   |           |  |  |

42

# 1 HOW TO GET TO THE VENUE

1

## RECINTO DE GRAN VIA

### From the airport:

- By road: 12 kilometres away (C-31)
- Metro: line L9 Sud to the station: *Fira* and *Europa/Fira*
- Bus: TMB line 46 (Pl. Europa stop)
- Taxi

### From other parts of the city:

- By road: the Gran Vía site is located in a new business development area, connected to the main motorways and dual carriageways to Barcelona: AP-7, AP-2, A-2, C-16, C-58, C-31, C-32, C-33
- Train: Lines S3, S4, S8, S9, R5, R6, station: *Europa/Fira*
- Bus: TMB lines H12, V1, 46, 65 and 79
- Metro: line L9 Sud to the station: *Fira* and *Europa/Fira* and line L10 sud to the station: *Foc*
- Taxi: Juan Carlos I stop in front of the South Access

### Venue address:

Fira de Barcelona Gran Vía Venue. Av. Juan Carles I, 64  
08908 L'Hospitalet de Llobregat  
(Barcelona)



## 2.1 Agenda deadlines

2.1

| DATE   | ITEM | TIME DEADLINE                  | DEADLINE          |
|--|------|--------------------------------|-------------------|
| <b>Prior to assembly</b>   |      |                                |                   |
| Deadline to receive the stand plans  |      |                                |                   |
| Space allocation date between <b>June to September 2025</b>  |      | 23 <sup>rd</sup> OCTOBER 2025  |                   |
| Space allocation date between <b>October to December 2025</b>  |      | 16 <sup>th</sup> JANUARY 2026  |                   |
| Space allocation date between <b>January 2026</b>  |      | 12 <sup>nd</sup> FEBRUARY 2026 |                   |
| Contracting Rigging (Anchor Points and Suspensions) with prices with the 30% surcharge   |      | 19/01/2026                     |                   |
| Contracting of STANDS i SERVICES (platform, carpet, water , electricity, compressed air, ,,...) with prices with the 30% surcharge |      | 23/01/2026                     |                   |
| <b>During assembly</b>   |      |                                |                   |
| Start of assembly on Pavillions: 2, 3, 4, 5, 6 and H4-6  |      | 14/03/2026                     | 07:00h a 20:00h   |
| Start of assembly on Pavillion 1   |      | 16/03/2026                     | 07:00h a 20:00h   |
| Deadline for carpentry works inside the Hall   |      | 18/03/2026                     | 20:00 h           |
| Deadline for vehicles to enter inside the Hall   |      | 19/03/2026                     | 20:00 h           |
| Start to decoration and product placement  |      | 21/03/2026                     | 07:00h to 20:00h  |
| Deadline for decoration and product placement  |      | 22/03/2026                     | 07:00h to 23:00h  |
| <b>During celebration</b>  |      |                                |                   |
| Last day for product placement with authorisation (on request via questionnaire)   |      | 23/03/2026                     | 06:30h to 08:00h  |
| Opening of the Trade Show to exhibitors  |      | 23/03/2026                     | 08:30h            |
| Opening of the Trade Show to visitors  |      | 23/03/2026                     | 09:30h            |
| Goods Restocking   |      | 24-25-26/03/2026               | 06:30h to 08:00h  |
| Closing of the Trade Show to visitors  |      | 26/03/2026                     | 17:00h            |
| Closing of the Trade Show to exhibitors and product eviction by hand   |      | 26/03/2026                     | 18:00h to 22:00 h |
| <b>During dismantling</b>  |      |                                |                   |
| Beginning of the dismantling of the Trade Show   |      | 27/03/2026                     | 08:00h to 20:00h  |
| End of the dismantling of the Trade Show   |      | 30/03/2026                     | 15:00h            |

## 2.2 Summary of important things to consider

2.2

### Commitment to sustainability and improvement of the show's operations



In our firm commitment to an ecological transformation that curbs climate change, reducing the use of polluting resources, and with the intention of improving the show's operations, we recommend all our exhibitors:

- The use of reusable and/or recyclable materials for the structures of their stand.
- The use of paints with acceptable concentrations of VOCs.
- The use of LED bulbs.
- The use of recyclable carpet.
- Do not leave obstacles or waste in the corridors adjacent to your stand.
- Comply with the established schedules.
- Hire additional services to your participation well in advance.
- Plan logistics with enough time.

### 2.2.0 Surveillance of exhibition areas and customer assets

During the periods of **assembly, celebration and dismantling**, Fira de Barcelona will be responsible for general surveillance, as well as general and preventive security in matters of order and safety against fires or emergencies of any kind.

In no case is it a security directed and focused on the goods on display, or on the particular goods of each client. Consequently, Fira de Barcelona is not responsible for private property owned by customers or their employees. Fira de Barcelona will also not be responsible for the theft or theft of the materials and objects placed in the stands or in any other space of the venue, nor for any damage that they may suffer during the periods of assembly, celebration and dismantling.

Therefore, the surveillance and security of each client's private belongings is the sole responsibility of each client. However, Fira de Barcelona may provide the necessary support for the resolution or processing of the corresponding complaint to the authorities.

If, on the other hand, the customer wishes to contract the surveillance service with another security company outside Fira de Barcelona, they must submit, at least 48 hours in advance, to Fira de Barcelona's Security and Mobility department, the duly completed "Private surveillance at stands" form, which contains the regulations and conditions for the provision of this service.



During the assembly, celebration and dismantling periods, Fira de Barcelona will be responsible for general surveillance.

**Fira de Barcelona will NOT be responsible for the theft or theft of the materials and objects placed in the stands.** The surveillance and security of each client's private belongings is the sole responsibility of each client.

In the event that a customer wishes to have a **private surveillance service for their stand or contract the storage service**, they can do so through the Fira Store catalogue and make the purchase directly on the <https://store.firabarcelona.com/K028026/>.

### Deadlines to take into account

- Space Contracting January 12, 2026 (\*)
- Contracting of stands and services (water, electricity, compressed air, etc.) (reduced rate with 30% discount until January 23, 2026) January 23, 2026
- Rigging Contracting (Anchor Points and Suspensions) (reduced rate with 30% discount until December 22, 2025) January 19, 2026

(\*) as of 13/01/2026, all new hires between 9 m2 and 25 m2, and those who by this same date have not informed the organization of the type of stand they are going to build, will be obliged to contract their STAND with Servifira.

Remember the importance of identifying your needs in advance in terms of electrical power, 24-hour permanence and water/drainage connections and contracting the services before January 23, in order to benefit from the reduced rate.

### Project Submission

If you have contracted your **stand** with Fira Barcelona, you will not have to carry out any procedures regarding the sending of notifications or projects of your stand.

If you have contracted only **ESPACIO** with Fira Barcelona **in order to start the assembly work of your stand, it is essential that the organization has validated your project. You must send your project through the salon's website (Assembler's Area) <https://www.hostelco.com/>.**

You can find the Operational, Technical and Logistical Regulations of the show in the Exhibitor's Area (AEX) or Assembler's Area on the show's website [https:// www.hostelco.com/area-montador/](https://www.hostelco.com/area-montador/).

The submission of projects after the corresponding deadline is subject to a penalty of €340.

The approval of your project will be linked to its conformity, at a technical level, following the indications set out in the Assembly Regulations and as a novelty in this edition, to the information requested regarding those responsible for assembly and the need for services of your stand in the following form

Validations will be made based on the date of space allocation. Therefore, to know when to deliver their project, the exhibitor must take into account the following schedule:

| DATE of SPACE ALLOCATION                 | DEADLINE                   | Late fee                |
|--|----------------------------|-------------------------|
| Between <b>June and September 2025</b>   | <b>23 of OCTOBER 2025</b>  | 340 €(IVA not included) |
| Between <b>October and December 2025</b> | <b>16 of JANUARY 2026</b>  | 340 €(IVA no included)  |
| In <b>January 2026</b>                   | <b>12 of FEBRUARY 2026</b> | 340 €(IVA no included)  |

### Assembly Passes

**Assembly passes** will be requested through the **Exhibitor Area (AEX) or in the Assembler's Area on the show's website (<https://www.hostelco.com/area-montador/>).**

To get them, you'll need:

- Be up to date with your payments with Fira Barcelona
- Be up to date with the contracting of electrical power

The accreditation platform will be operational from **February 1** to obtain the assembly passes for all your equipment, valid during assembly and disassembly at the following link <https://contractorpass.firabarcelona.com/WEB/J028026/passes>.

## Hire services

Remember to download the technical sheet of your stand in the Exhibitor's Area, to find out the technical details of your space. You can access the 360° view of the palace in which your stand is located through the following website: <https://questevents.firabarcelona.com/enclosure/granvia/>.

Remember to hire all the services you need (rigging, water and electricity connections, wi-fi, cleaning, catering, etc.) and products (furniture, graphics, decorative elements, etc.) necessary for the assembly of the stand are available for contracting on the Fira Store ecommerce platform: <https://store.firabarcelona.com/K028026?lang=es>.

It is advisable to request these services well in advance to ensure their availability and correct installation.

It is advisable to accompany the water installations with the installation of a technical platform in order to improve the appearance and guarantee the safety of passage at your stand. Please note that all requests for installation of supplies must be accompanied by a technical drawing with the design of the stand so that the pre-installation can be planned correctly.

## 2.2.2 Assembly

2.2.2

The assembly dates are from **March 14 to 22, 2026** with the following schedules, except for **P1** which will be from **March 16 to 22, 2026**:

| ASSEMBLY |       |     |           |   |    |    |   |   |  |
|----------|-------|-----|-----------|---|----|----|---|---|--|
| Day      | Month | Day | Timetable |   |    |    |   |   |  |
| 14       | MARCH | S   | Saturday  | 7 | 20 |    |   |   |  |
| 15       | MARCH | S   | Sunday    | 7 | 20 |    |   |   |  |
| 16       | MARCH | M   | Monday    | 7 | 20 |    |   | P1 start of assembly  |  |
| 17       | MARCH | T   | Tuesday   | 7 | 20 |    |   |   |  |
| 18       | MARCH | W   | Wednesday | 7 | 20 |    |   |   |  |
| 19       | MARCH | T   | Thursday  | 7 | 20 | ** |   |   |  |
| 20       | MARCH | F   | Friday    | 7 | 20 | ** | * |   |  |
| 21       | MARCH | S   | Saturday  | 7 | 20 | ** | * | Only decoration and product placement. It will not be possible to enter the pavilions with a vehicle or cut wood inside |  |
| 22       | MARCH | S   | Sunday    | 7 | 23 | ** | * |   |  |

\* NO VEHICLES access inside the palace

\*\* FORBIDDEN to carry out CARPENTRY tasks inside the palace (see point 4.5)

The assembly dates for the free design stands are from **Saturday, March 14 to Sunday, March 22**, except **P1** which begins the assembly on **Monday, March 16**, with the following schedules:

- From Saturday 14 to Saturday 21 March from 7:00 a.m. to 8:00 p.m.
- On Sunday, March 22 from 7:00 a.m. to 11:00 p.m.

It will not be allowed to start the assembly of the stand to all those exhibitors/assemblers/decorators that;

- have overdue balances pending payment with Fira Barcelona and/or Alimentaria Exhibitions S.L.U, regardless of the Show/Edition/Event to which the debt corresponds.
- they have not approved the project of the stand

## IMPORTANT:

Under no circumstances will MINORS be allowed access.

**CARPENTRY WORK:** From 8:00 p.m. on Wednesday, March 18, 4 days before the inauguration, carpentry or any other type of work that generates debris will not be allowed. Only final finishes and product placement will be allowed.

**VEHICLE ENTRY:** The entry of vehicles inside the pavilions for the unloading of goods is strictly prohibited, 3 days before the inauguration, that is, from 8:00 p.m. on Thursday, March 19.





**DECORATION AND PRODUCT PLACEMENT:** on Saturday, March 21 from 7 a.m. to 8 p.m. and on Sunday, March 21 from 7 a.m. to 11 p.m. Only decoration and product placement. It will not be possible to access the pavilions with a vehicle or cut wood inside

## SAFETY MEASURES: mandatory use of helmet and vest

In order to guarantee the safety of all participants during the **assembly and disassembly** phases, the use of **reflective vest** will be **mandatory at all times**. This element allows better visibility, especially in areas with vehicle traffic or when working outdoors.

It is also recalled that the use of a **safety helmet** is still **mandatory in all those jobs that require it**, such as:

- Work at height.
- Handling of high loads.
- Assembly of double-decker stands.
- Presence of risk of falling objects.
- Spaces with suspended elements or elevated structures.

These measures are part of Fira de Barcelona's commitment to **the prevention of occupational risks** and collective well-being.

We appreciate your partnership in creating a safe working environment for everyone.

The Organization is empowered to apply a **penalty of €300** (10% VAT not included) to those companies that fail to comply with this rule.

During the assembly and disassembly periods and for safety reasons, no type of material or work tools may be placed in the aisles that obstruct the passage through them. All materials must remain within the limits of the booth space itself.

The assembly schedule can begin at **6:00 a.m.**, with prior notice to the person in charge of the Palace. The cost derived from this extension will be borne by the applicant. The schedule for requesting services (electricity, compressed air, etc.) can be consulted by calling the **SERVIFIRA department at Tel: +34 93 233 2000**.

The aforementioned dates and times apply to both construction and goods receipt. Exhibitors are kindly requested to plan their product placement well in advance before the date and time indicated.

Personnel who access the Venue, and who are not members of the exhibiting company, must enter with an assembler's pass.

It is the responsibility of the exhibiting company to remove all the waste generated by the construction of its stand. Fira de Barcelona offers you the possibility of contracting this service through the FIRA STORE. <https://store.firabarcelona.com/K028026/>.

Remember that it is strictly forbidden to leave residues from your assembly or exhibition inside the enclosure and/or palaces. Failure to comply with this obligation will result in sanctions." Under no circumstances is access allowed to minors.

## 2.2.3 Celebration

2.2.3

The dates of celebration are from **March 23 to 26, 2026** with the following schedules:

| CELEBRATION |       |     |           |      |               |           |      |       |                  |
|-------------|-------|-----|-----------|------|---------------|-----------|------|-------|------------------|
| Day         | Month | Day | EXHIBITOR |      | REPLENISHMENT | VISITANT  |      |       |                  |
| 23          | MARCH | M   | Monday    | 8:30 | 19:30         |           | 9:30 | 18:30 |                  |
| 24          | MARCH | T   | Tuesday   | 8:30 | 19:30         | 6:30-8:00 | 9:30 | 18:30 |                  |
| 25          | MARCH | W   | Wednesday | 8:30 | 19:30         | 6:30-8:00 | 9:30 | 18:30 | PRODUCT EVICTION |
| 26          | MARCH | T   | Thursday  | 8:30 | 18:00         | 6:30-8:00 | 9:30 | 17:00 | 18:00 a 22:00    |

Exhibitor Opening Hours:

- From Monday 23 to Wednesday 25 March from **8:30 a.m. to 7:30 p.m.**
- On Thursday, March 26 from **8:30 a.m. to 6:00 p.m.**

\*Exceptional access for product replenishment of exhibitors:

- **GOODS REPLENISHMENT:** March 24 to 26 from **6:30 a.m. to 8:00 a.m.** (with form)

Visiting Hours:

- From Monday 23 to Wednesday 25 March from **9:30 a.m. to 6:30 p.m.**
- On Thursday, March 26 from **9:30 a.m. to 5:00 p.m.**



**Prohibition of Abandonment:** It is forbidden to leave the stand or leave it unattended before **6 p.m. on Thursday, March 26**, except in cases of force majeure. The organization will apply a fine of € 3,000 to those who do not comply with this rule.

**Product eviction:** On **Thursday, March 26 from 6 p.m. to 10 p.m.**, only the removal of goods manually or with a forklift will be allowed. It will not be possible to access the interior of the pavilions by vehicle. The dismantling of the stands will not be allowed.

**Maximum permitted noise level:** In order to guarantee a pleasant and convivial environment for all exhibitors and visitors, activities or product demonstrations that may generate noise during the holding hours must respect the maximum volume allowed inside the pavilions. This volume may not exceed the ambient background noise level by more than **3 dB**. In any case, the maximum level allowed in the exposure area will be **60 dB**. If these levels are exceeded, **Fira de Barcelona will ask the exhibitor to reduce the volume** to adjust to the established limits. If this is not done after the notice, the organization of the show, and always by means of a written notification, may stop the activity of the stand, without assuming responsibility for the possible consequences that this may cause. We appreciate your partnership in creating a positive experience for everyone.

**Gases, installations and smoke evacuation:** The emission of vapours, flammable or toxic gases that may be harmful to health and/or annoying to the attending public or other customers of the event is not allowed. **Toxic gases and vapours generated by combustion must be evacuated to an external area** through suitable ducts for this purpose. To this end, **the technical feasibility studies for the location and fixing of these conduits must be requested** from the Department of Operations and Logistics [operations.hostelco@firabarcelona.com](mailto:operations.hostelco@firabarcelona.com). In the event of technical feasibility of the project, the costs of the execution of the authorised installation will be borne by the client.

**Use of Stoves:** For safety reasons and in accordance with current regulations on fire prevention and risks associated with the use of combustible gases, **the use of gas or pellet stoves is strictly prohibited throughout the fairgrounds.**

## 2.2.4 Disassembly

2.2.4

The dismantling dates are **March 27 and 30**, with the following schedules:

- From **27 to 29 March from 8:00 a.m. to 8:00 p.m.**
- On **March 30 from 8:00 a.m. to 3:00 p.m.**

| Day | Month | Day        | Timetable |
|-----|-------|------------|-----------|
| 27  | MARCH | F Friday   | 8 20      |
| 28  | MARCH | S Saturday | 8 20      |
| 29  | MARCH | S Sunday   | 8 20      |
| 30  | MARCH | M Monday   | 8 15      |

From **08:00 a.m.** on the **27th**, access will be allowed to all the vehicles of the decorating companies to begin the dismantling of the stands.

### IMPORTANT:

#### REMOVAL OF GOODS:

**Date and Time:** Product pick-up will begin on **Thursday, March 26**, from **6:00 p.m. to 10:00 p.m.**

**Withdrawal Method:** Only manual removal of goods will be allowed. It is advised that during these hours valuable items are removed.

You can proceed to remove the material from your stand by hand, (only products that are of manageable size and weight by the staff without using mechanical transport can be removed), from **6:00 p.m. to 10:00 p.m.**, through the pedestrian doors of the pavilions, being able to reach with your vehicles only the exterior accesses. Valuable personal items must be removed at this time.

We recommend preparing and packing the carry-on equipment to facilitate the evacuation of the pavilions during this time. Likewise, and due to its enormous importance, we recommend that all exhibitors take extreme security and control measures for their products on display, as well as their correct packaging and storage to avoid any type of theft and theft of them.

## DISMANTLING OF STAND PACKS:

It will begin on **March 27** from **8:00 a.m.** The Organization will not be responsible if the stands are not empty of products (products, utensils, tools, etc.).

It is recalled that all decoration or vinyls used from unofficial suppliers must be removed, leaving the stand in the same condition in which it was delivered. Otherwise, the cost of withdrawal will be invoiced to the exhibitor.

**Blue Tack Use:** Blue Tack is recommended for use as it leaves no residue on the surface.

## SECURITY OF BELONGINGS:

**Security Measures:** It is recommended to take extreme security and control measures for your products, as well as correct packaging and storage to prevent theft. From **6:00 p.m. to 10:00 p.m. on March 26**, the last day of celebration, and the beginning of the eviction, **personal and valuable items must be removed at this time and day.**

**Additional Storage:** For those who need more storage capacity, **Resa Logistics** is available to help. You can contact them by e-mail [logistics@rxl.es](mailto:logistics@rxl.es) or by phone at **93 264 24 40**.

## ELECTRICAL INSTALLATIONS:

Electrical circuits and compressed air will be available until **8:00 p.m.** on the same day. It is the responsibility of each company to verify that there is no voltage in the work area before starting the disassembly. Electrical installations must be handled only by authorised installers.

Make sure that everything that needs electricity (machinery, fridge, freezer...) is properly disconnected.

It is the responsibility of the company carrying out the dismantling to check, prior to the start of the work, that there is no voltage in the entire work area of its stand.

**From the 26th, if you require electrical service during dismantling**, you will be able to use the provisional electrical service panels, which will be available in the palace.

In the event that you need special panels o 24 hours, please contact **Customer Services** for contracting.

## WASTE IN DISASSEMBLY:

To validate the correct management of waste, the assembly company must go to the waste manager in its pavilion to have the "WASTE MANAGEMENT FORM" stamped. This form guarantees that the space has been left clean and expeditious, thus avoiding any bill for debris removal.

**Prohibitions:** It is not permitted to use the toilet basins for assembly and disassembly; the marked industrial basins must be used. In addition, all toxic or chemical products, such as batteries, oils, light bulbs, paints, solvents and in general any toxic or chemical product must be properly recycled.

**Final Cleaning:** The contracted surface must be completely cleaned, including the removal of adhesive tapes and other materials. Stands that leave waste will be responsible for the associated cost, with a maximum penalty of **€50/m²** occupied.

The dismantling will end on **March 30 at 3:00 p.m.**

## PAVILION RESISTORS

The **soil resistance** of:

- Pavilion 1 is **3,000 kg/m2**.
- Pavilion 2 is **5,000 kg/m2**.
- Pavilion 2.1 is **1,800 kg/m2**.
- Pavilion 3 is **5,000 kg/m2**.
- Pavilion 4 is **5,000 kg/m2**.
- Pavilion 5 is **3,000 kg/m2**.
- Pavilion 6 is **5,000 kg/m2**.
- Pavilion 7 is **3,000 kg/m2**.
- Hall H4-6 is **1,000 kg/m2**.

## HANDLING OF GOODS DURING ASSEMBLY, CELEBRATION AND DISASSEMBLY

Exhibitors are advised to plan well in advance for the arrival of their goods at the trade fair grounds.



**IMPORTANT:** The entry of vehicles into the pavilion is strictly prohibited, 3 days before the opening of the show, from **8:00 p.m.** on **Thursday, March 19, 2026**.

| ASSEMBLY |       |     |           |   |    |    |   |   |  |
|----------|-------|-----|-----------|---|----|----|---|---|--|
| Day      | Month | Day | Timetable |   |    |    |   |   |  |
| 14       | MARCH | S   | Saturday  | 7 | 20 |    |   |   |  |
| 15       | MARCH | S   | Sunday    | 7 | 20 |    |   |   |  |
| 16       | MARCH | M   | Monday    | 7 | 20 |    |   | P1 start of assembly  |  |
| 17       | MARCH | T   | Tuesday   | 7 | 20 |    |   |   |  |
| 18       | MARCH | W   | Wednesday | 7 | 20 |    |   |   |  |
| 19       | MARCH | T   | Thursday  | 7 | 20 | ** |   |   |  |
| 20       | MARCH | F   | Friday    | 7 | 20 | ** | * |   |  |
| 21       | MARCH | S   | Saturday  | 7 | 20 | ** | * |   |  |
| 22       | MARCH | S   | Sunday    | 7 | 23 | ** | * | Only decoration and product placement. It will not be possible to enter the pavilions with a vehicle or cut wood inside |  |

| CELEBRATION |       |     |           |               |           |            |  |                  |  |
|-------------|-------|-----|-----------|---------------|-----------|------------|--|------------------|--|
| Day         | Month | Day | EXHIBITOR | REPLENISHMENT | VISITANT  |            |  |                  |  |
| 23          | MARCH | M   | Monday    | 8:30 19:30    |           | 9:30 18:30 |  |                  |  |
| 24          | MARCH | T   | Tuesday   | 8:30 19:30    | 6:30-8:00 | 9:30 18:30 |  |                  |  |
| 25          | MARCH | W   | Wednesday | 8:30 19:30    | 6:30-8:00 | 9:30 18:30 |  |                  |  |
| 26          | MARCH | T   | Thursday  | 8:30 18:00    | 6:30-8:00 | 9:30 17:00 |  |                  |  |
|             |       |     |           |               |           |            |  | PRODUCT EVICTION |  |
|             |       |     |           |               |           |            |  | 18:00 a 22:00    |  |

| DISASSEMBLY |       |     |           |   |    |  |  |  |  |
|-------------|-------|-----|-----------|---|----|--|--|--|--|
| Day         | Month | Day | Timetable |   |    |  |  |  |  |
| 27          | MARCH | F   | Friday    | 8 | 20 |  |  |  |  |
| 28          | MARCH | S   | Saturday  | 8 | 20 |  |  |  |  |
| 29          | MARCH | S   | Sunday    | 8 | 20 |  |  |  |  |
| 30          | MARCH | M   | Monday    | 8 | 15 |  |  |  |  |

**RESA EXPO LOGISTICS**, our logistics operator, offers the following services;

**On-site logistics services (unloading trucks, machinery and personnel rental, storage of packaging and goods during the event):**

Email: [logistics@rxl.es](mailto:logistics@rxl.es)

Tel.: +34 93 264.24.40

**Shipping services (shipments via warehouse, transport & customs):**

Correo: [shipping@resaexpo.com](mailto:shipping@resaexpo.com)

Tel.: +34 93 390.54.94

### ON-SITE SERVICES:

- Vehicle Loading/Loading
- Lifting machinery rental
- Warehousing of goods before/during and after the event in the general warehouse.
- Storage of empty packaging during the event in the general warehouse.
- Rental of individual storage containers

## SERVICES BEFORE/AFTER ARRIVING AT THE VENUE:

- National and international transport (Courier, land, air, sea)
- Customs procedures
- **Goods Receipt**

Participating companies must be responsible for the receipt of their own goods, as well as their storage. In any case, it is recommended that these are perfectly identified (Venue, Centre, Stand No. and Exhibiting Company). Exhibiting companies are requested not to send goods whose recipient is the organization itself.

- **Warehousing of goods**

The official goods handling company, RESA EXPO LOGISTICS, offers reception and delivery or unloading services for its products to the stand and also storage of goods.

- **Empty packaging**

The palaces must be free of packaging 24 hours before the celebration of the event. Otherwise, the Organization may order its removal at the expense of the exhibitor. The Organization assumes no responsibility for packaging material not removed in a timely manner.



### Product placement

The product placement will be on Saturday, March 21 from 7:00 a.m. to 8:00 p.m. and on Sunday, March 22 from 7:00 a.m. to 11:00 p.m.



### Replacement of goods during the celebration

Those exhibiting companies that need to replace goods during the days of the show must fill in the Replacement of Goods form that they will find in the Exhibitor Area.

The replenishment of goods will be from **06:30 a.m. to 8:00 a.m.**, see **point 2.1** (Deadlines Agenda), on **March 24, 25 and 26, 2026**.

## GOODS MANAGEMENT DURING PRODUCT EVICTION

### FOOD COLLECTION

The **Fundació dels Bancs dels Aliments** will participate in the collection of leftover food during the celebration of the **Hostelco**. All those exhibitors who want to collaborate with this initiative, either during the celebration of the **Hostelco** or throughout the year, can contact the Foundation through Tel. +34 93 346 44 04.

For additional information on the actions carried out by the Fundació Banc dels Aliments, as well as the different ways to collaborate with food solidarity and contribute to the fight against hunger and cheapening, you can consult the Foundation's website: [www.bancdelsaliments.org](http://www.bancdelsaliments.org)

### Access Control (goods doors): vehicle entry to the Gran Vía venue

Fira has a system for controlling access and permanence of vehicles inside its enclosures whose purpose is to guarantee maximum stay times for vehicles in the loading and unloading processes of goods.

Fira de Barcelona will indicate in each case the guidelines to regulate the entry of vehicles into the Exhibition Centre and the Pavilions, or limit their admission time before, during and after each Event.

### Vehicle Category Types:

- Underbody: Gauge vehicles <= 2 m. (cars, minivans, 4x4s, vans)
- Means: Clearance vehicles between 2 and 3.5 m. (medium trucks)
- Board AI-generated content may be incorrect.

### Rates:

- Rates according to vehicle categories (Low, Medium and High)
- Charge for access to the Venue and number of hours of vehicle stay inside the Venue.

| VEHICLES<br>VEHICLES  | TARIFA ACCÉS<br>TARIFF ACCESS<br>ACCESS RATE | TARIFA HORARIA<br>TARIFF HOURLY<br>HOURLY RATE         |
|---|--|--|
| Fins a 2m d'alçada<br>Hasta 2m de altura<br>Up to 2m high               | 2€   | Estada vàlida 1h<br>Estancia válida 1h<br>Valid for 1h |
| De 2m a 3,5m d'alçada<br>De 2m a 3,5m de altura<br>From 2m to 3,5m high | 5€   | Estada vàlida 2h<br>Estancia válida 2h<br>Valid for 2h |
| Superior a 3,5m d'alçada<br>Superior a 3,5m de altura<br>Over 3,5m high | 10€  | Estada vàlida 3h<br>Estancia válida 3h<br>Valid for 3h |

The official time of permanence within the loading and unloading area will be that established in the assembly, celebration and dismantling of the show. Outside these hours, the presence of vehicles inside the premises is prohibited. Any stay overnight will be penalized with 300 euros.

During the celebration, vehicles must park in the underground car park by purchasing the corresponding ticket.

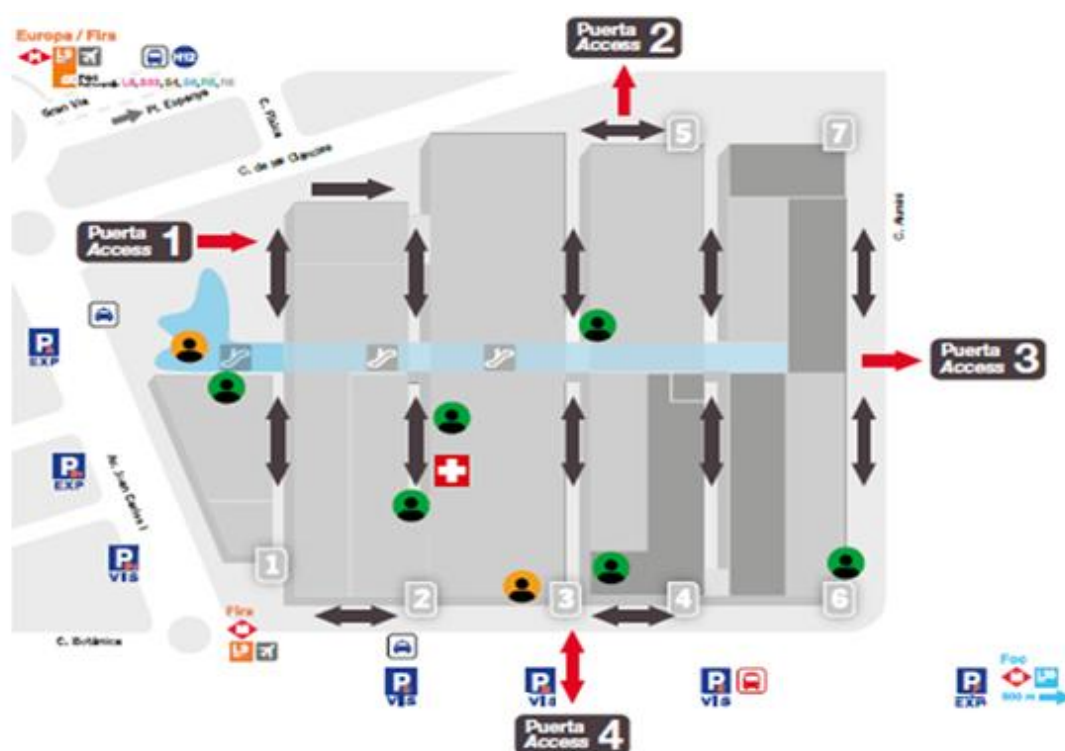
## 3.1 Map of accesses to the enclosure during ASSEMBLY

3.1

Access from Saturday 14 to Thursday 19 March from 07.00 h. to 20:00 h.

### IMPORTANT:

- **CARPENTRY WORK:** From 8:00 p.m. on Wednesday, March 18, 4 days before the inauguration, carpentry or any other type of work that generates debris will not be allowed. Only final finishes and product placement will be allowed.
- **VEHICLE ENTRY:** It is strictly forbidden for vehicles to enter the pavilions for the unloading of goods, 3 days before the inauguration, that is, from 8:00 p.m. on Thursday, March 19.
- **SAFETY MEASURES:** **mandatory use of helmet and vest.** In order to guarantee the safety of all participants during the **assembly and disassembly** phases, the use of **reflective vest** will be **mandatory at all times**. This element allows better visibility, especially in areas with vehicle traffic or when working outdoors. Likewise, it is recalled that the use of a **safety helmet** is still **mandatory in all those jobs that require it**, such as; Work at height, handling of high loads, assembly of double-decker stands, presence of risk of falling objects, spaces with suspended elements or elevated structures.



### RESISTENCIA PABELLONES / EXHIBITIONS HALL FLOOR LOADS

| Palacio / Pavilion | Resistencia / Resistance kg/m <sup>2</sup> |
|--------------------|--|
| 1                  | 3.000                                      |
| 2                  | 5.000                                      |
| 2.1                | 1.800                                      |
| 3                  | 5.000                                      |
| 4                  | 5.000                                      |
| 5                  | 3.000                                      |
| 6                  | 5.000                                      |
| 7                  | 3.000                                      |
| Hall 4-6           | 1.000                                      |

### OTROS SERVICIOS / OTHER SERVICES

|  |  |
|--|--|
|  | Jefe Servicio Pabellón<br>Hall Manager     |
|  | Atención al expositor<br>Customer Service  |
|  | Dispensario<br>Dispensary                  |
|  | Parking visitantes<br>Visitors' Parking    |
|  | Parking expositores<br>Exhibitors' Parking |

### PUERTAS ACCESO MERCANCÍAS CON VEHÍCULO / DOORS FOR ACCESS OF GOODS WITH VEHICLE

|  |   |
|--|---|
|  | Puerta 1 Entrada<br>Access 1 Entrance   |
|  | Puerta 2 Salida<br>Access 2 Exit  |
|  | Puerta 3 Salida<br>Access 3 Exit  |
|  | Puerta 4 Entrada / Salida<br>Access 4 Entrance / Exit                             |
|  | Entrada / Salida de vehículos al recinto<br>Vehicles Entrance / Exit to the venue |
|  | Recorrido interno<br>Internal path  |
|  | Paso bloqueado<br>Path blocked  |

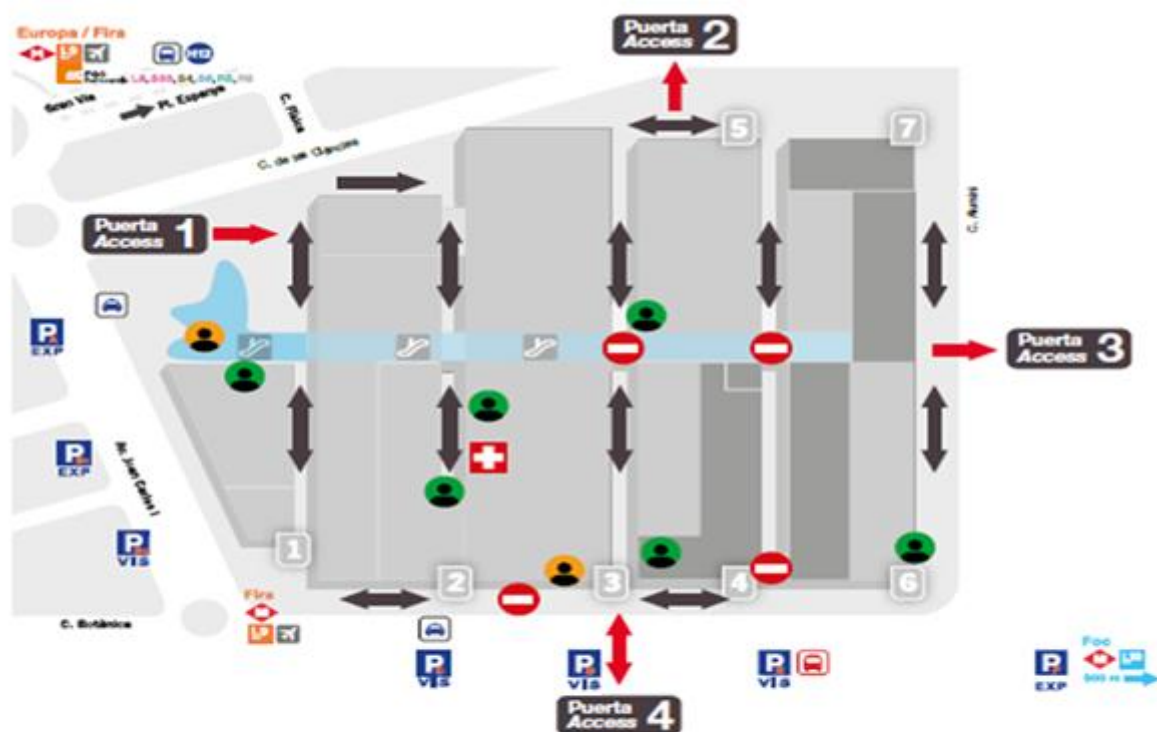
## 3.1 Map of accesses to the enclosure during ASSEMBLY

3.1

Access from Friday 20 to Saturday 21 March from 07.00 h. to 20:00 h. and Sunday 22 March from 07:00 h. to 23:00 h.

### IMPORTANT:

- **CARPENTRY WORK:** From 8:00 p.m. on Wednesday, March 18, 4 days before the inauguration, carpentry or any other type of work that generates debris will not be allowed. Only final finishes and product placement will be allowed.
- **VEHICLE ENTRY:** It is strictly forbidden for vehicles to enter the pavilions for the unloading of goods, 3 days before the inauguration, that is, from 8:00 p.m. on Thursday, March 19.
- **SAFETY MEASURES: mandatory use of helmet and vest.** In order to guarantee the safety of all participants during the **assembly and disassembly** phases, the use of **reflective vest** will be **mandatory at all times**. This element allows better visibility, especially in areas with vehicle traffic or when working outdoors. Likewise, it is recalled that the use of a **safety helmet** is still **mandatory in all those jobs that require it**, such as; Work at height, handling of high loads, assembly of double-decker stands, presence of risk of falling objects, spaces with suspended elements or elevated structures.



### RESISTENCIA PABELLONES / EXHIBITIONS HALL FLOOR LOADS

| Palacio / Pavilion | Resistencia / Resistance kg/m² |
|--------------------|--------------------------------|
| 1                  | 3.000                          |
| 2                  | 5.000                          |
| 2.1                | 1.800                          |
| 3                  | 5.000                          |
| 4                  | 5.000                          |
| 5                  | 3.000                          |
| 6                  | 5.000                          |
| 7                  | 3.000                          |
| Hall 4-6           | 1.000                          |

### OTROS SERVICIOS / OTHER SERVICES

|  |  |
|--|--|
|  | Jefe Servicio Pabellón<br>Hall Manager     |
|  | Atención al expositor<br>Customer Service  |
|  | Dispensario<br>Dispensary                  |
|  | Parking visitantes<br>Visitors' Parking    |
|  | Parking expositores<br>Exhibitors' Parking |

### PUERTAS ACCESO MERCANCÍAS CON VEHÍCULO / DOORS FOR ACCESS OF GOODS WITH VEHICLE

|                      |                                     |
|----------------------|-------------------------------------|
| Puerta 1<br>Access 1 | Entrada<br>Entrance                 |
| Puerta 2<br>Access 2 | Salida<br>Exit                      |
| Puerta 3<br>Access 3 | Salida<br>Exit                      |
| Puerta 4<br>Access 4 | Entrada / Salida<br>Entrance / Exit |

Entrada / Salida de vehículos al recinto  
Vehicles Entrance / Exit to the venue

Recorrido interno  
Internal path

Paso bloqueado  
Path blocked



## 3.2 Map of access to the venue during CELEBRATION

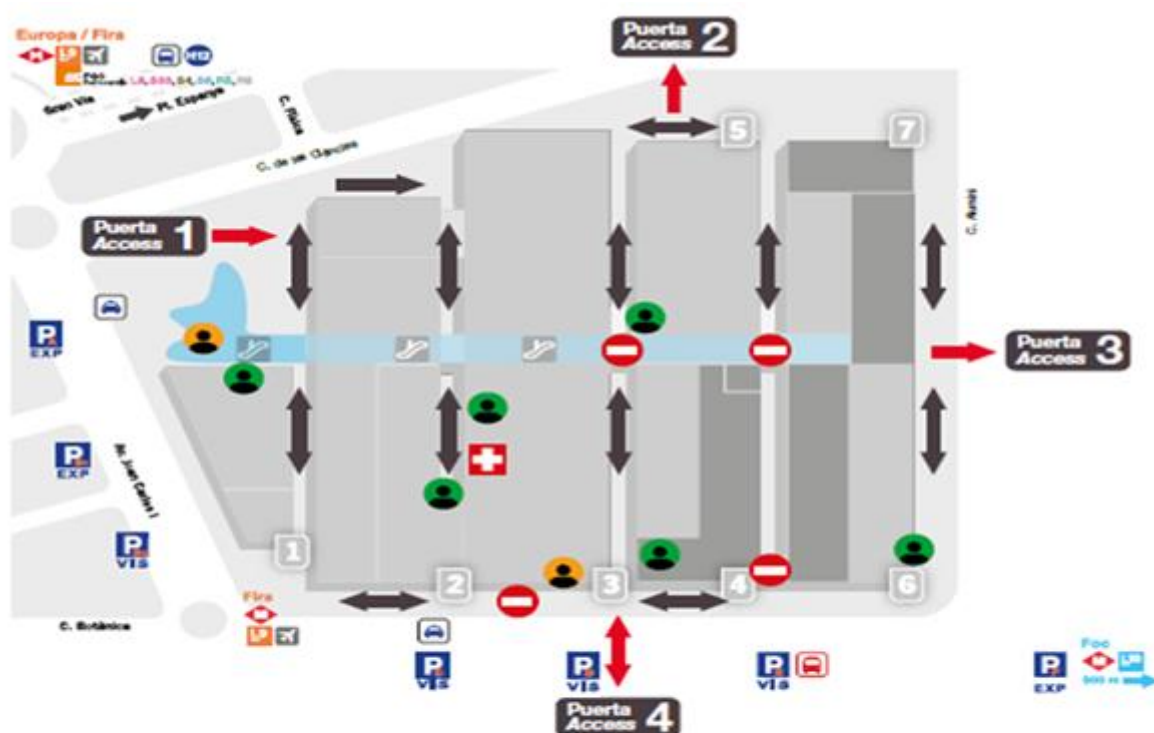
3.2

**Access for Product Placement (Last minute) on March 23 from 06:30 to 8:00 h.** through the Platform (by request only). For more information consult AEX (Exhibitor Area)

**Access for the Replacement of goods on 24, 25 and 26 March from 06:30 a.m. to 8:00 a.m. (with form).** For more information consult AEX (Exhibitor Area)

### IMPORTANT:

- The **placement of product** and the **replacement of goods** will be carried out **by hand** through the indicated accesses. If you need wheelbarrows, they must be **manual**.
- For the **replacement of goods**, you must deliver the **duly completed replacement form** to the head of the pavilion to be stamped and will indicate the door through which you can enter.
- It will be through the pedestrian doors of the pavilions, being able to reach with their vehicles only the exterior accesses.



### RESISTENCIA PABELLONES / EXHIBITIONS HALL FLOOR LOADS

| Palacio / Pavilion | Resistencia / Resistance kg/m² |
|--------------------|--------------------------------|
| 1                  | 3.000                          |
| 2                  | 5.000                          |
| 2.1                | 1.600                          |
| 3                  | 5.000                          |
| 4                  | 5.000                          |
| 5                  | 3.000                          |
| 6                  | 5.000                          |
| 7                  | 3.000                          |
| Hall 4-6           | 1.000                          |

### OTROS SERVICIOS / OTHER SERVICES

|  |  |
|--|--|
|  | Jefe Servicio Pabellón<br>Hall Manager     |
|  | Atención al expositor<br>Customer Service  |
|  | Dispensario<br>Dispensary                  |
|  | Parking visitantes<br>Visitors' Parking    |
|  | Parking expositores<br>Exhibitors' Parking |

### PUERTAS ACCESO MERCANCÍAS CON VEHÍCULO / DOORS FOR ACCESS OF GOODS WITH VEHICLE

|   |                  |
|---|------------------|
| Puerta 1  | Entrada          |
| Puerta 2  | Salida           |
| Puerta 3  | Salida           |
| Puerta 4  | Entrada / Salida |
| Entrada / Salida de vehículos al recinto<br>Vehicles Entrance / Exit to the venue |                  |
| Recorrido interno<br>Internal path  |                  |
| Paso bloqueado<br>Path blocked  |                  |

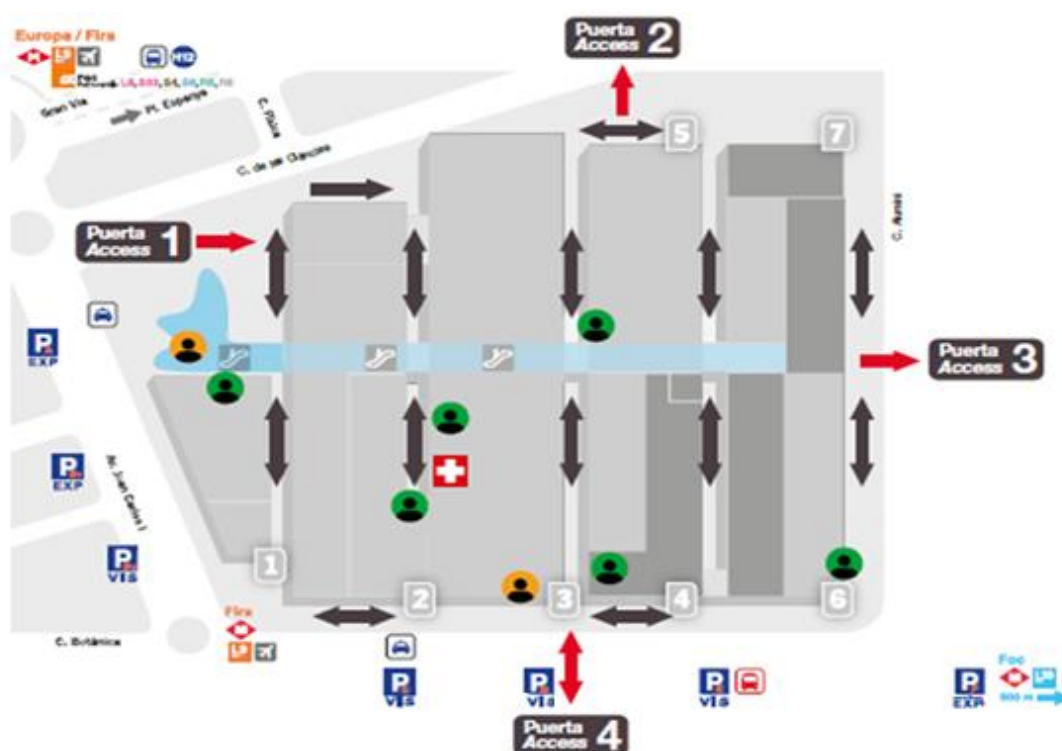


Access for the **Eviction of product** on March 26 from 6:00 p.m. to 10:00 p.m. through the platform.



### IMPORTANT:

- The withdrawal of products will begin on **Thursday, March 26**, from **6:00 p.m. to 10:00 p.m.** through the Platform, see document in AEX (Exhibitor Area)
- Only manual removal of goods **will be permitted**. It is advised that during these hours valuable items are removed. (only products that are of manageable size and weight by the staff may be removed without the use of mechanical transport),
- It will be through the pedestrian doors of the pavilions, being able to reach with their vehicles only the exterior accesses.



### RESISTENCIA PABELLONES / EXHIBITIONS HALL FLOOR LOADS

| Palacio / Pavilion | Resistencia / Resistance kg/m² |
|--------------------|--------------------------------|
| 1                  | 3.000                          |
| 2                  | 5.000                          |
| 2.1                | 1.800                          |
| 3                  | 5.000                          |
| 4                  | 5.000                          |
| 5                  | 3.000                          |
| 6                  | 5.000                          |
| 7                  | 3.000                          |
| Hall 4-6           | 1.000                          |

### OTROS SERVICIOS / OTHER SERVICES

|  |  |
|--|--|
|  | Jefe Servicio Pabellón<br>Hall Manager     |
|  | Atención al expositor<br>Customer Service  |
|  | Dispensario<br>Dispensary                  |
|  | Parking visitantes<br>Visitors' Parking    |
|  | Parking expositores<br>Exhibitors' Parking |

### PUERTAS ACCESO MERCANCÍAS CON VEHÍCULO / DOORS FOR ACCESS OF GOODS WITH VEHICLE

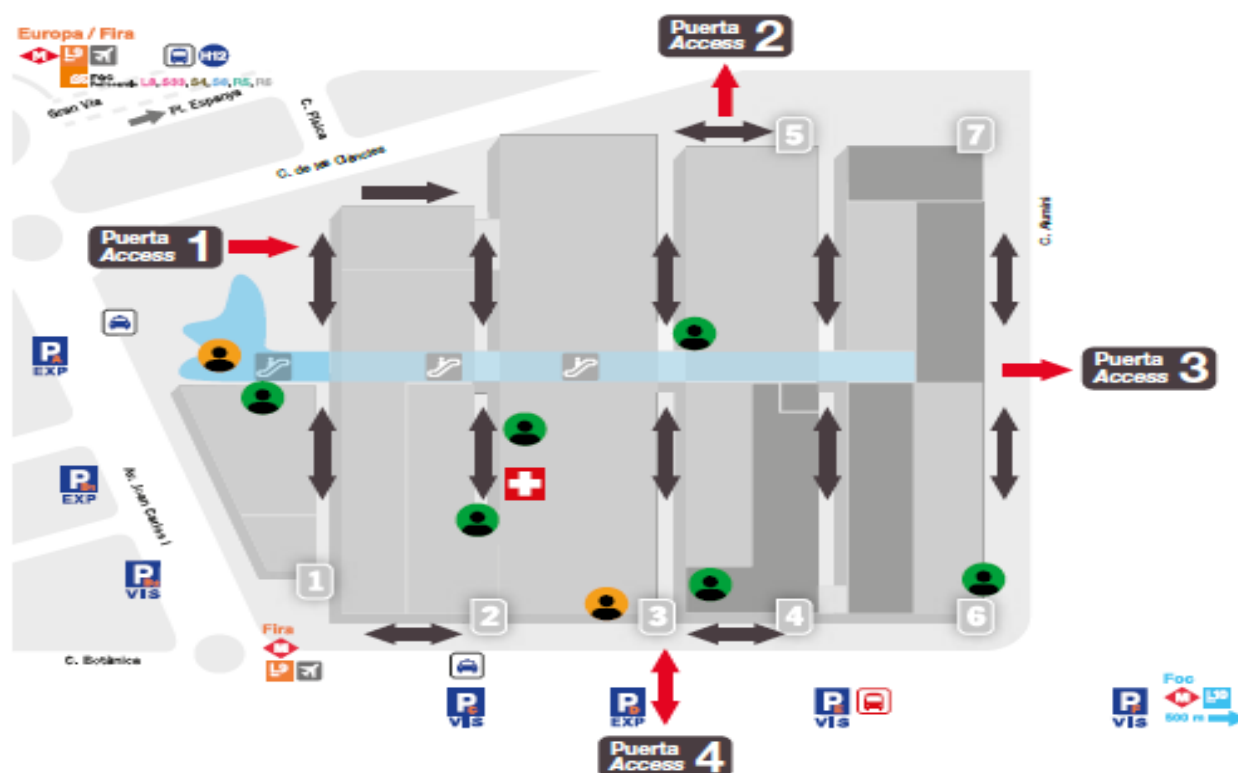
|  |   |
|--|---|
|  | Puerta 1 Entrada<br>Access 1 Entrance   |
|  | Puerta 2 Salida<br>Access 2 Exit  |
|  | Puerta 3 Salida<br>Access 3 Exit  |
|  | Puerta 4 Entrada / Salida<br>Access 4 Entrance / Exit                             |
|  | Entrada / Salida de vehículos al recinto<br>Vehicles Entrance / Exit to the venue |
|  | Recorrido Interno<br>Internal path  |
|  | Paso bloqueado<br>Path blocked  |

## 3.3 Map of access to the enclosure during DISMANTLING

3.3

Access from Friday 27 to Sunday 29 March from 8:00 a.m. to 8:00 p.m.

Access on Monday, March 30 from 8:00 a.m. to 3:00 p.m.



### RESISTENCIA PABELLONES / EXHIBITIONS HALL FLOOR LOADS

| Palacio / Pavilion | Resistencia / Resistance kg/m <sup>2</sup> |
|--------------------|--|
| 1                  | 3.000                                      |
| 2                  | 5.000                                      |
| 2.1                | 1.800                                      |
| 3                  | 5.000                                      |
| 4                  | 5.000                                      |
| 5                  | 3.000                                      |
| 6                  | 5.000                                      |
| 7                  | 3.000                                      |
| Hall 4-6           | 1.000                                      |

### OTROS SERVICIOS / OTHER SERVICES

|  |  |
|--|--|
|  | Jefe Servicio Pabellón<br>Hall Manager     |
|  | Atención al expositor<br>Customer Service  |
|  | Dispensario<br>Dispensary                  |
|  | Parking visitantes<br>Visitors' Parking    |
|  | Parking expositores<br>Exhibitors' Parking |

### PUERTAS ACCESO MERCANCÍAS CON VEHÍCULO / DOORS FOR ACCESS OF GOODS WITH VEHICLE

|                             |  |
|-----------------------------|--|
| <b>Puerta 1</b><br>Access 1 | <b>Entrada</b><br>Entrance                 |
| <b>Puerta 2</b><br>Access 2 | <b>Salida</b><br>Exit                      |
| <b>Puerta 3</b><br>Access 3 | <b>Salida</b><br>Exit                      |
| <b>Puerta 4</b><br>Access 4 | <b>Entrada / Salida</b><br>Entrance / Exit |

**Entrada / Salida de vehículos al recinto**  
Vehicles Entrance / Exit to the venue  
**Recorrido Interno**  
Internal path  
**Paso bloqueado**  
Path blocked

## GENERAL REGULATIONS FOR ASSEMBLY, DISASSEMBLY AND INSTALLATION AND STAND SERVICES

The location assigned during the award includes only the space, with the construction of a stand being mandatory. The construction of a stand on the exhibition area to be rented is a basic requirement.

The Organization is empowered to enforce compliance with the above for those companies that have not arranged for the authorization of a stand. Under no circumstances may the adjacent walls of another display be used.

Remember to download the technical sheet of your stand in the Exhibitor's Area, to find out the technical details of your space. You can access the 360° view of the palace in which your stand is located through the following website: <https://questevents.firabarcelona.com/enclosure/granvia/>.

Remember to hire all the services you need (rigging, water and electricity connections, wi-fi, cleaning, catering, etc.) and products (furniture, graphics, decorative elements, etc.) necessary for the assembly of the stand are available for contracting on the Fira Store ecommerce platform: <https://store.firabarcelona.com/K028026?lang=es>.

It is advisable to request these services well in advance to ensure their availability and correct installation.

It is advisable to accompany the water installations with the installation of a technical platform in order to improve the appearance and guarantee the safety of passage at your stand. Please note that all requests for installation of supplies must be accompanied by a technical drawing with the design of the stand so that the pre-installation can be planned correctly.

### 4.0 SUMMARY OF IMPORTANT ASPECTS TO TAKE INTO ACCOUNT OF THE GENERAL REGULATIONS

4.0



Below is a summary of the important aspects to take into account of the general building regulations (details of each of them below), project validation, electrical installations and supplies, cleaning and waste management, machinery that generates dust, carpeting of corridors, safety easement, maximum permitted noise level, gases and smoke evacuation, machinery and appliances in operation and measures for action in the event of emergency and evacuation.

#### From point 4.1.1, pag 23, height regulations:

1. Heights at the perimeter, in the line of the corridor (floor installations and supported structures)
2. Heights in walls adjacent to neighbouring stands or pavilion walls (floor installations and supported structures)
3. Stands with façade to the side corridor of the pavilion (next to service areas such as bathrooms or restaurants)
4. Height of technical truss structures (hung or supported)

IMPORTANT: None of the stands located in halls 2, 3 between 4 and 5 and between 6 and 7, under the area of influence of the spine (walkway for visitors) may exceed 4 m in height at any point in the area of influence. And in pavilion 2 in the area of the porches (sides of the pavilion), it cannot exceed 4 m in height at any point in the area of influence.

If you have any questions about Rigging, you can contact;

- |                                 |  |                     |
|---------------------------------|--|---------------------|
| • Halls 1,2 & 3: Neumann&Muller | <a href="mailto:rigging.granviasouth@firabarcelona.com">rigging.granviasouth@firabarcelona.com</a> | Telf +34 93 2714800 |
| • Halls 4, 5, 6 and 7: Top Fort | <a href="mailto:rigging.granvianorth@firabarcelona.com">rigging.granvianorth@firabarcelona.com</a> | Telf +34 93 0042424 |

#### From point 4.1.2, pag 25, visibility regulations:

Image and transparency of stands: **The construction of completely closed stands is not allowed.** Exhibitors must not obstruct the visibility of adjoining stands.

Only **enclosure construction of up to 50% of each open side of the allocated space is permitted.**

In order to cause a general effect of spaciousness and not to harm the other exhibitors, maximum transparency is requested in the design of all stands, informing them that they must leave at least half the length of each façade glazed (transparent glass) or open.

#### From point 4.1.3, pag 25, limitations on the assembly of stands and adaptation of exhibition spaces:

**Access ramp** for people with reduced mobility: It is **mandatory** for all stands with a **platform greater than 5cm high**, to be provided with an access ramp with a minimum width of 1m, which may not protrude from the stand occupying the aisle. Exceptionally, a mobile ramp will be accepted if no ramp has been provided on the platform. If the platform is contracted to ServiFira, it is mandatory to hire a ramp.

It is mandatory that the design stands include in a visible place the assigned numbering that appears in their participation contract, in order to facilitate the visitor's location. The number must be located at a maximum height of 2.2m and minimum of 1.50m on all faces of the stand (letter) that corresponds to your stand.

Any stand whose plant is raised from 50cm above ground level will have to present the corresponding certificate (Assume) signed by a competent technician.

#### From point 4.1.4, pag 26, column coating:

**NOTE: pillars that are not within the stand space may NOT be lined or used.**

All the firefighting equipment that remains inside the stand must be included in the design of the stand without obstructing it with anything, leaving it visible, accessible and signposted at all times.

In no case may there be construction or decoration elements of the stands that protrude over the corridors.

#### From point 4.2, pag 26, project validation process:

In order to start the assembly work of your stand, it is necessary to have approved the stand construction project.

The operations and logistics department will provide an updated list of approved stands to the pavilion manager so that he or she can start setting up your stand in your space.

All stand assemblers/decorators in free space (space without a stand provided by Fira de Barcelona) **must fill in the form that they will find, in the Assembler's Area of the website of the show** in which they are participating, indicating the assembly they are going to carry out and providing the necessary documentation according to their structure.

Validations will be made based on the date of space allocation. Therefore, to know when to deliver their project, the exhibitor must take into account the following schedule:

| DATE of SPACE ALLOCATION                 | DEADLINE                   | Late fee                |
|--|----------------------------|-------------------------|
| Between <b>June and September 2025</b>   | 23 of <b>OCTOBER 2025</b>  | 340 €(IVA not included) |
| Between <b>October and December 2025</b> | 16 of <b>JANUARY 2026</b>  | 340 €(IVA no included)  |
| In <b>January 2026</b>                   | 12 of <b>FEBRUARY 2026</b> | 340 €(IVA no included)  |

**Assembly passes** will be requested through the **Exhibitor Area (AEX) or in the Assembler's Area on the show's website** (<https://www.hostelco.com/area-montador/>).

To get them, you'll need:

- Be up to date with your payments with Fira Barcelona
- Be up to date with the contracting of electrical power

The accreditation platform will be operational from **February 1** to obtain the assembly passes for all your equipment, valid during assembly and disassembly at the following link <https://contractorpass.firabarcelona.com/WEB/J028026/passes>.

#### TYPOLGY OF STRUCTURES AND PROJECT PRESENTATION PROCESS FOR THE CONSTRUCTION OF THE STAND:

- **NON-COMPLEX STRUCTURE**
  - That which does NOT meet any of the following conditions of complex structure.
- **COMPLEX STRUCTURE**

That which meets any of the following conditions:

  - Two-story stands accessible to people on both floors.
  - Stands with heights of **more than 5m**, even if they do not have two floors.
  - Platforms or stages equal to or more than 0.50 m in height.
  - Unique structures greater than 4 metres in height.
  - Bleachers with access for people.
  - Constructions in outdoor areas with a surface area of more than 16 m2.

## • RIGGING COMPLEX

Anyone who meets any of the following conditions:

- "Complex Riggings" are considered to be those cases in which a structure or hanging element that is not approved for this purpose and, therefore, of non-industrialized manufacture and without a specific technical sheet of resistance and loads to be supported is detected in the description presented.
- An approved structure or hanging element is considered to be truss-type structures or others that could be analogous, which have a technical sheet/certification that validates their resistance and supported loads.
- Approved structures that have non-approved lined and/or hanging elements will also be considered as a whole "Complex Riggings".

### From point 4.2.1, pag 29, approval of all projects:

Assemblies greater than 3.5 m in height at any point along their route must provide the project approval department with the following data.

- Details of the exhibiting company. Name, Pavilion, booth number and footage awarded.
- Details of the construction and decorating company (Name and contact).
- Dimensioned plan of plan, profile and elevation.
- Renderings or 3D images of the project

### From point 4.2.3, pag 30, approval of projects for small structures on the outside:

In the event of planning to install a tent with a surface area of less than 16 m<sup>2</sup> in outdoor areas, the customer must provide Fira de Barcelona with the approval of these tents by a competent and authorised body. These tents must define at what wind speed they are resistant, and their ballasting conditions.

### From point 4.2.4, pag 31, approval of inflatable structures projects:

Approval for the assembly of inflatable structures will be subject to receipt of the following documentation:

- Current Civil Liability Insurance that covers the activity.
- User Manual
- Annual Approval/Review Document.

### From point 4.3, pag 31, regulations for installations and electricity supply:

**IMPORTANT:** The organization of the show guarantees a cetac connection (of at least 16 A) for each stand. In the event that a customer has more than one CETAC in use and that any of the adjacent stands that must be fed from the same manhole do not have the minimum connection guaranteed by the show, the organization may be forced to require the removal of one of the existing electrical panels to guarantee the minimum connections for each stand and this may incur extra costs for the exhibitors affected.

### From point 4.3.1, pag 31, power supply:

All the electrical power supply to the stands will be supplied by Fira de Barcelona, with the characteristics of the stand being 400 V between phases and 230 V between phases and neutral.

### From point 4.3.2, pag 32, legalisation of the installation:

All installations must be carried out in accordance with the requirements of the Low Voltage Electrotechnical Regulations (REBT) and its complementary technical instructions by an electrician officially authorised by the Department of Industry of the Generalitat de Catalunya, completing the corresponding electrical installation bulletin (official certificate).

Electricians from EU countries who do not have the official Catalan electrician licence must register at any of their offices. You will then also need to register with an EIC (Inspection and Control Entity).

## From point 4.3.3, pag 32, electrical connection to manholes or display boxes:

The activation of the electricity supply in the halls will be carried out exclusively by Fira de Barcelona staff, and will be carried out once the electrical installations of the stand have been approved and authorised by the corresponding Industry Service, present at the Fira de Barcelona Customer Service office.

## From point 4.3.4, pag 33, electrical disconnection:

Fira de Barcelona will establish a timetable for the disconnection of the electrical circuits during the event and once it is over. This schedule will be applicable both for daytime (during the event) and for 24-hour tables (once the event is over).

## From point 4.3.6, pag 33, water and sewage services:

It is advisable to accompany the water installations with the installation of a technical platform in order to improve the appearance and guarantee the safety of passage at your stand. Please note that all requests for installation of supplies must be accompanied by a technical drawing with the design of the stand so that the pre-installation can be planned correctly.

## From point 4.4, pag 34, cleaning and waste management:

Fira de Barcelona has a comprehensive cleaning and waste management service. This service can be contracted through the service sales department of Fira de Barcelona ([www.servifira.com](http://www.servifira.com)), the following link: <https://store.firabarcelona.com/K028026?lang=es>.

### From point 4.4.1, pag 34, cleaning of stands:

In the event of requesting additional cleaning services (vacuuming, scrubbing, cleaning of windows and vertical surfaces, etc.) these will be contracted through the sales department of Fira de Barcelona, ServiFira, at the following link <https://store.firabarcelona.com/K028026?lang=es>. This cleaning will be carried out at night to minimize the impact of the service during the hours of celebration.

### From point 4.4.2, pag 34, waste removal and management:

To validate the correct management of waste in dismantling, either by its own means or by contracting our supplier, the assembly company must go to the waste manager of its pavilion, so that the "WASTE MANAGEMENT FORM" can be stamped as it has left the space in which the referenced stand is located clean and expeditious. as well as that it has not left waste in any space of the enclosure. This stamped form guarantees that no debris removal invoice will be generated. (this form will be operational in the Exhibitor Area)

## From point 4.5, pag 34, dust-generating machinery:

All workbenches, **wood-cutting machinery or any tools that generate dust** must not be used inside the Fira de Barcelona pavilions, unless they are equipped **with dust retention bags or suction equipment** designed for this purpose and only when authorised by the organisation.

## From point 4.7, pag 35, security easement:

In the case of covering or decorating columns where there are bias bindings, fire extinguishers, fire buttons, signage or any other information element of the enclosure, these must always be visible, accessible and free of obstacles that may prevent their normal use. All these elements may not be manipulated or disassembled.

## From point 4.8, pag 36, regulations for suspending aerial structures (rigging)):

Applying Fira Barcelona's occupational safety and risk prevention regulations, any company that wishes to suspend an object (lighting structures, signs, banners, etc.) from the ceiling of any of the Pavilions of the Exhibition Centre, must send their request to ServiFira, filling in the form that they will find in the Fira Store at the following link: <https://store.firabarcelona.com/K028026?lang=es>.



#### From point 4.8.1, pag 38, application procedure:

The rigging points will be installed by the official supplier of Fira de Barcelona. These points are not always available and each request will be considered individually.

If you have any questions about Rigging, you can contact;

- |                        |                |  |                     |
|------------------------|----------------|--|---------------------|
| • Halls 1,2 & 3:       | Neumann&Muller | <a href="mailto:rigging.granviasouth@firabarcelona.com">rigging.granviasouth@firabarcelona.com</a> | Telf +34 93 2714800 |
| • Halls 4, 5, 6 and 7: | Top Fort       | <a href="mailto:rigging.granvianorth@firabarcelona.com">rigging.granvianorth@firabarcelona.com</a> | Telf +34 93 0042424 |

The rigging points will always be placed in accordance with the **Hostelco 2026** height regulations.

#### From point 4.8.2, pag 38, complex riggings:

"Complex Riggings" are considered to be those cases in which a structure or hanging element that is not approved for this purpose and, therefore, of non-industrialised manufacture and without a specific technical sheet of resistance and loads to be supported is detected in the description presented.

An approved structure or hanging element is considered to be truss-type structures or others that could be analogous, which have a technical sheet/certification that validates their resistance and supported loads.

Approved structures that have non-approved lined and/or hanging elements will also be considered as a whole "Complex Riggings".

#### From point 4.9, pag 40, maximum permissible noise level:

In order to guarantee a pleasant and convivial environment for all exhibitors and visitors, activities or product demonstrations that may generate noise during the opening hours must respect the maximum volume allowed inside the pavilions.

This volume may not exceed the ambient background noise level by more than **3 dB**. In any case, the maximum level allowed in the exposure area will be **60 dB**. If these levels are exceeded, **Fira de Barcelona will ask the exhibitor to reduce the volume** to adjust to the established limits.

If this is not done after the notice, the organization of the show, and always by means of a written notification, may stop the activity of the stand, without assuming responsibility for the possible consequences that this may cause.

#### From point 4.10, pag 41, gases, installations and smoke evacuation:

The emission of vapors, flammable or toxic gases that may be harmful to health and/or annoying to the attending public or other customers of the event is not allowed.

**Toxic gases and vapours generated by combustion must be evacuated to an external area** through suitable ducts for this purpose. To this end, **the technical feasibility studies for the location and fixing of these conduits must be requested** from the Department of Operations and Logistics [operations.hostelco@firabarcelona.com](mailto:operations.hostelco@firabarcelona.com).

In the event of technical feasibility of the project, the costs of the execution of the authorised installation will be borne by the customer. The deadline for such an application is **February 1, 2026**.

#### Use of Stoves

For safety reasons and in accordance with current regulations on fire prevention and risks associated with the use of combustible gases, the use of gas or pellet stoves is strictly prohibited throughout the fairgrounds.

#### From point 4.11, pag 41, machinery in operation:

The exhibitor will equip the facilities that must operate during the Fair with all the necessary protection devices for work and accident prevention required by the technical standards in use for such facilities.

If machinery or certain parts are to be shown to visitors during operation, the normal protection may be replaced by a coating of organic glass or similar transparent material. When the machinery is stationary and has the sole purpose of display, the protective devices may be removed.



## 4.1 BUILDING STANDARDS

4.1

### 4.1.1 Height Regulations

4.1.1



The following are the heights allowed depending on the type of location within the pavilion and the type of structure:

#### 1. Heights at the perimeter, in line with the corridor (floor installations and supported structures):

- **Minimum height:** 2 meters
- **Maximum height without restrictions:** 3.5 meters

If it is desired to exceed **3.5 m**, up to a maximum of **5.5 m**, it will be mandatory to apply the setback rule (i.e. remove the part that exceeds **3.5 m towards the interior of the stand**, in proportion to this additional height).

#### Installation of spotlights:

The placement of spotlights with an arm on the façades of the stand is allowed, at a minimum height of **2.20 m** and at a maximum distance of **40 cm** from the façade line.

#### Bear in mind:

- **Advertising:** It is only allowed on elements that exceed **3.5 m** in height, as long as they are removed to the interior of the stand the same distance that exceeds that height. The maximum height allowed is **5.5 m**.
- **Visibility (image and transparency of the stand):** No more than **50%** of each façade facing the aisle can be closed. See point 4.1.2 for more details.

#### 2. Heights on walls adjacent to neighbouring stands or pavilion walls (floor installations and supported structures):

- **Minimum height:** 2 meters
- **Maximum height:** 5.5 meters

The sides of the walls facing the corridor and exceeding **3.5 m** must follow the setback rule up to a maximum of **5.5 m**.

#### Visible backs:

Any wall adjacent to another display that exceeds **2 m** must have the back correctly finished, without images or advertising.

#### Bear in mind:

- **Advertising:** Only allowed on elements that exceed **3.5 m**, applying the setback rule to the interior of the stand. Maximum height allowed: **5.5 m**.

#### 3. Stands with façade to the side corridor of the pavilion (next to service areas such as bathrooms or restaurants):

- **Minimum height:** 2 meters
- **Maximum height without restrictions:** 3.5 meters

In the event of exceeding **3.5 m**, the setback rule must be applied up to a maximum of **5.5 m**.

#### Bear in mind:

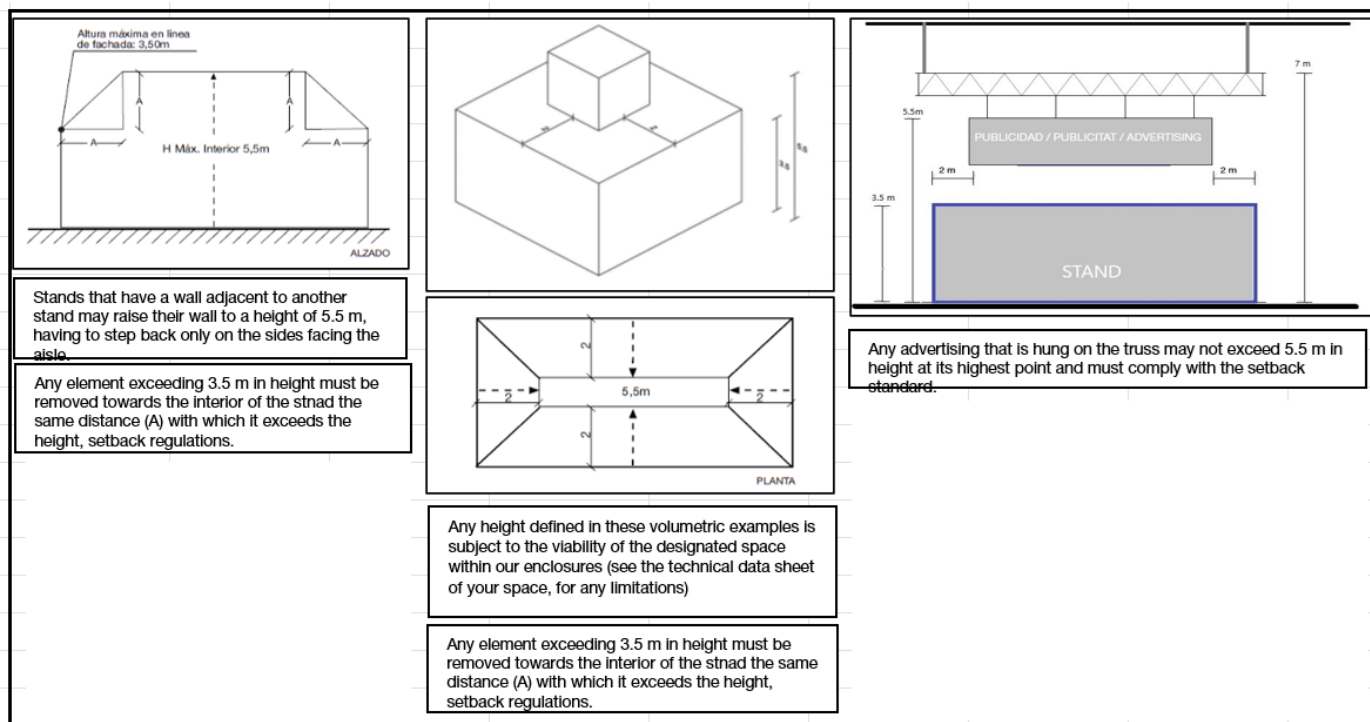
- **Advertising:** Allowed only in elements that exceed 3.5 m, applying the setback to the interior of the stand. Exception: On the back wall adjacent to the side corridor of the pavilion, advertising is allowed in its entirety, as long as there is no stand located in front of said wall.
- **Visibility:** No more than 50% of each façade facing the aisle can be closed, except on the wall behind the side aisle of the pavilion, which can be closed 100%, as long as there is no stand facing it.

#### 4. Height of technical truss structures (hung or supported):

- **Maximum height allowed:** 7 meters in the perimeter line of the stand, provided that the characteristics of the enclosure allow it.

#### Bear in mind:

- **Advertising:** If you want to suspend advertising elements from the truss, you must follow the setback rule, that is, retreat to the interior of the stand a distance equal to the height they exceed. The upper point of the advertising element may not exceed **5.5 metres in height**.



## Indicative plan of the special heights in pavilions that may affect the construction of your stand



### IMPORTANT:

None of the stands located in halls 2, 3 between 4 and 5 and between 6 and 7, under the area of influence of the spine (walkway for visitors) may exceed 4 m in height at any point in the area of influence. And in pavilion 2 in the area of the porches (sides of the pavilion), it cannot exceed 4 m in height at any point in the area of influence.

If you have any questions about Rigging, you can contact;

- Halls 1,2 & 3: Neumann&Muller [rigging.granviasouth@firabarcelona.com](mailto:rigging.granviasouth@firabarcelona.com) Telf +34 93 2714800
- Halls 4, 5, 6 and 7: Top Fort [rigging.granvianorth@firabarcelona.com](mailto:rigging.granvianorth@firabarcelona.com) Telf +34 93 0042424

## 4.1.2 Visibility Standards

4.1.2

The allocation of a space, unless otherwise specified, does not include the assembly of any type of stand or structure. It is mandatory for all exhibitors to build a stand in their exhibition space.

In no case may the walls of neighbouring exhibitors be used as their own for the purposes of setting up the stand, it is **therefore mandatory to have their own wall**. The party walls between stands must have the rear part properly conditioned and without any advertising, complying with the height regulations of the show.

**Image and transparency of stands: The construction of completely closed stands is not allowed.** Exhibitors must not obstruct the visibility of adjoining stands.

Only **enclosure construction of up to 50% of each open side of the allocated space is permitted.**

In order to cause a general effect of spaciousness and not harm the other exhibitors, maximum transparency is requested in the design of all stands, informing them that they must leave at least half the length of each façade glazed (transparent glass) or open.

The Organization is empowered to request the necessary changes in the design of its stand, if it is harming the visibility of other exhibitors and thus comply with the aforementioned Regulations, even if the project has been approved and endorsed by the Operations area of the organization.

The Organization advises exhibitors whose stands are visible from the spine (walkway between the pavilions) that the finishes of the stands include a cover as a roof, which can be advertised, since these covers can be seen from the spine, through which a large number of visitors will circulate.

## 4.1.3 Limitations on the assembly of stands and adaptation of exhibition spaces

4.1.3

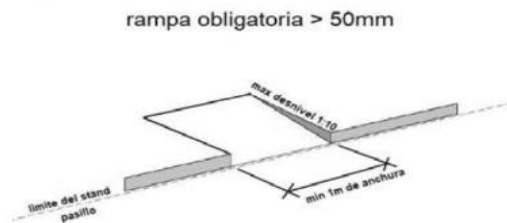
**It is not allowed to support** construction or any other type of elements **on** the walls, columns or other **fixed elements of the pavilions**, and adequate protection must be used or a safety distance must be maintained between the construction materials and the walls of the pavilion. Under no circumstances should the stability of any object, assembly or structure be conditioned on Fira de Barcelona's infrastructure. All elements must be self-supporting.

It is not allowed to drill, screw or nail into the walls, ceilings, floors or columns of the Pavilions. **It is not allowed to make trenches, anchors** or other construction modifications inside **the pavilions or in the outdoor areas** of the enclosure. Exhibition spaces, both indoor and outdoor, must not be coated with paint or glue.

It is not allowed to place mortar on the ground without the interposition of a protective element authorized by Fira de Barcelona, nor to nail using percussion tools or to paint using spray guns.

Any possible damage caused by customers or their delegates at the exhibition center to walls, facilities or other infrastructure of Fira de Barcelona will be repaired by Fira de Barcelona at the customer's expense.

**Access ramp** for people with reduced mobility: It is **mandatory** for all stands with a **platform greater than 5cm high**, to be provided with an access ramp with a minimum width of 1m, which may not protrude from the stand occupying the aisle. Exceptionally, a mobile ramp will be accepted if no ramp has been provided on the platform. If the platform is contracted to ServiFira, it is mandatory to hire a ramp.



It is mandatory that the design stands include in a visible place the assigned numbering that appears in their participation contract, in order to facilitate the visitor's location. The number must be located at a maximum height of 2.2m and minimum of 1.50m on all faces of the street (letter) that corresponds to your stand.

Any stand whose plant is raised from 50cm above ground level will have to present the corresponding certificate (Assume) signed by a competent technician.

Any stand that exceeds 3.50 meters in height at any point must submit a project (floor plan, elevation and perspective) to the Operations and Logistics Management of the Show for supervision and approval, through the show's website.

## 4.1.4 Column Coating

4.1.4

In the event that the space assigned to it contains columns inside the stand, these may be lined up to the maximum height allowed (**5.5m**), respecting the security easement.

The columns located on the façade of the stand may be lined at the maximum height allowed in perimeter and the lining placed on columns must not protrude more than **0.20m** from said columns.

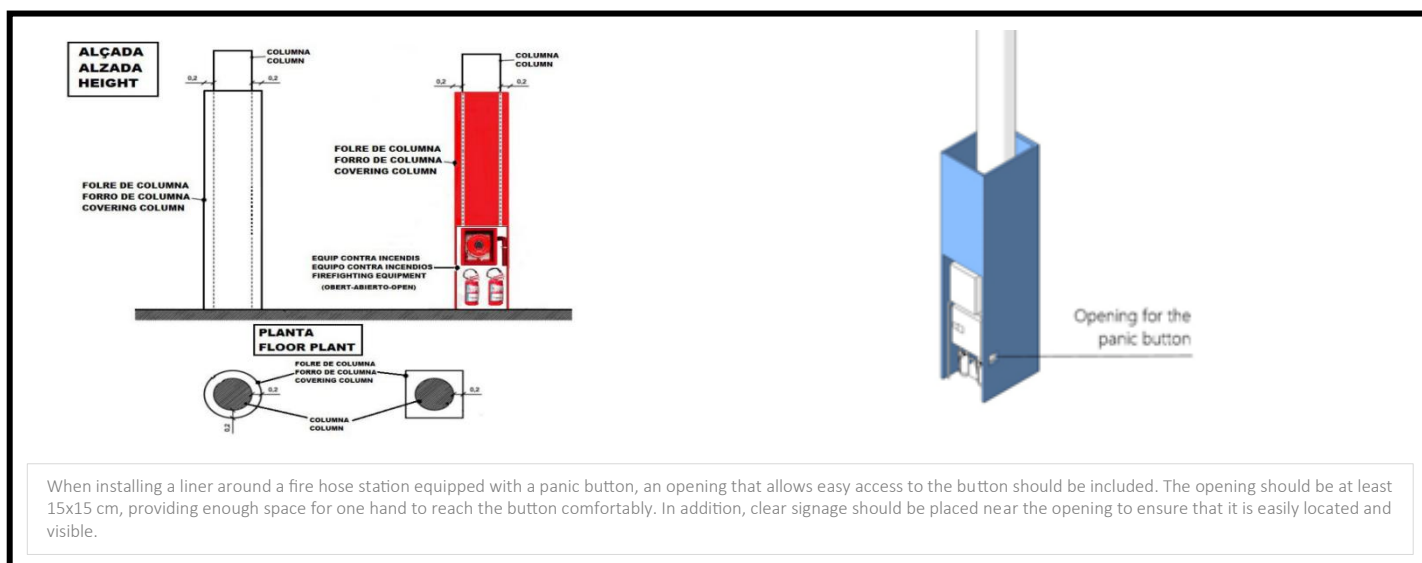
All those columns that contain fire hydrants, fire extinguishers and other service elements may be lined, leaving the services registerable, in sight and well signposted.



**NOTE: pillars that are not within the stand space may NOT be lined or used.**

All the firefighting equipment that remains inside the stand must be included in the design of the stand without obstructing it with anything, leaving it visible, accessible and signposted at all times.

In no case may there be construction or decoration elements of the stands that protrude over the corridors.



## 4.2 PROJECT VALIDATION PROCESS

4.2



In order to start the assembly work of your stand, it is necessary to have approved the stand construction project.

The operations and logistics department will provide an updated list of approved stands to the pavilion manager so that he or she can start setting up your stand in your space.

Any stand assembler or decorator in free space (space without a stand provided by Fira de Barcelona) **must fill in the form that they will find, in the Assembler's Area of the website of the show** in which they are participating, indicating the assembly they are going to carry out and providing the necessary documentation according to their structure.

### Validate your project

Please remember that, to begin installation, your project must be approved by the technical team. Send it to us:

[Project submission](#)

All projects must be sent through the Assembler's Area, even so, if there is any **doubt** on your part about the approval of projects, you can send your **inquiry** to the following **email**: [operations.hostelco@firabarcelona.com](mailto:operations.hostelco@firabarcelona.com).

It is important that you pay attention to the necessary documentation and the type of management to be carried out depending on the structure to be assembled.

In any case, if it has not received the corresponding validation of the project, the Organization is entitled to stop or make the pertinent changes to the assembly of its stand to ensure compliance with the Regulations.

Projects that have not been approved must make the changes that have been indicated.



Once completed, the new version of the project will be sent again through the show's website (**Assembler's Area**) <https://www.alimentaria.com/> so that it can be supervised and approved.

One validation will be sent per project. The organization will send the validation to whoever sends the project, whether exhibitor or designer.

The construction permit will be denied to those exhibiting companies that do not comply with the current regulations regarding the construction of stands and whose projects have not been submitted to the Operations and Logistics department of the Organization for approval.

If you have contracted your **stand** with Fira Barcelona, you will not have to carry out any procedures regarding the sending of notifications or projects of your stand.

If you have contracted only **SPACE** with Fira Barcelona **in order to start the assembly work of your stand, it is essential that the organization has validated your project. You must send your project through the salon's website (Assembler's Area) <https://www.hostelco.com/>.**

You can find the Operational, Technical and Logistical Regulations of the show in the Exhibitor's Area (AEX) or Assembler's Area on the show's website [https:// www.hostelco.com/area-montador/](https://www.hostelco.com/area-montador/).



Las Validations will be made based on the date of space allocation. Therefore, to know when to deliver their project, the exhibitor must take into account the following schedule:

| DATE of SPACE ALLOCATION                 | DEADLINE                   | Late fee                |
|--|----------------------------|-------------------------|
| Between <b>June and September 2025</b>   | <b>23 of OCTOBER 2025</b>  | 340 €(IVA not included) |
| Between <b>October and December 2025</b> | <b>16 of JANUARY 2026</b>  | 340 €(IVA no included)  |
| In <b>January 2026</b>                   | <b>12 of FEBRUARY 2026</b> | 340 €(IVA no included)  |

**Assembly passes** will be requested through the **Exhibitor Area (AEX)** or in the **Assembler's Area** on the show's website (<https://www.hostelco.com/area-montador/>).

To get them, you'll need:

- Be up to date with your payments with Fira Barcelona
- Be up to date with the contracting of electrical power

The accreditation platform will be operational from **February 1** to obtain the assembly passes for all your equipment, valid during assembly and disassembly at the following link <https://contractorpass.firabarcelona.com/WEB/J028026/passes>.

## TYPOLGY OF STRUCTURES AND PROJECT PRESENTATION PROCESS FOR THE CONSTRUCTION OF THE STAND:

### • NON-COMPLEX STRUCTURE

That which does NOT meet any of the following conditions of complex structure.

### • COMPLEX STRUCTURE

That which meets any of the following conditions:

- Two-story stands accessible to people on both floors.
- Stands with heights of **more than 5m**, even if they do not have two floors.
- Platforms or stages equal to or more than 0.50 m in height.
- Unique structures greater than 4 metres in height.
- Bleachers with access for people.
- Constructions in outdoor areas with a surface area of more than 16 m2.

### • COMPLEX RIGGING

Anyone who meets any of the following conditions:

- "Complex Riggings" are considered to be those cases in which a structure or hanging element that is not approved for this purpose and, therefore, of non-industrialized manufacture and without a specific technical sheet of resistance and loads to be supported is detected in the description presented.
- An approved structure or hanging element is considered to be truss-type structures or others that could be analogous, which have a technical sheet/certification that validates their resistance and supported loads.
- Approved structures that have non-approved lined and/or hanging elements will also be considered as a whole "Complex Riggings".

### NON-COMPLEX STRUCTURE (Point 4.2.1)

### COMPLEX STRUCTURE (Point 4.2.2)

### COMPLEX RIGGING (Point 4.8.2)

DELIVERY OF THE PROJECT TO THE DPT. OF OPERATIONS AND LOGISTICS TO OBTAIN THE VALIDATION OF THE PROJECT THROUGH THE WEBSITE OF THE SHOW IN THE ASSEMBLY AREA

APPROVED PROJECT

PROJECT NOT APPROVED

OBTAINS VALIDATION FOR ASSEMBLY

#### Validate your project

Remember that, in order to begin the build-up work, your project needs to be approved by the technical team. Send it to us:

Project presentation

#### PROJECT SUBMISSION:

<https://www.hostelco.com/area-montador/>

#### DOUBTS and QUERIES:

[operations.hostelco@firabarcelona.com](mailto:operations.hostelco@firabarcelona.com)

MAKE THE INDICATED CHANGES TO THE PROJECT

RE-DELIVERY TO OBTAIN THE VALIDATION OF THE PROJECT THROUGH THE WEBSITE OF THE SALON IN AREA MONTADOR

APPROVED PROJECT

### STAND CONTRACTED WITHSERVIFIRA o BUILD UP

SERVIFIRA- BUILD UP MANAGE INTERNALLY WITH THE OPERATIONS DEPARTMENT AND LOGISTICS THE VALIDATION OF THE PROJECT. YOU AS AN EXHIBITOR SHOULD NOT PERFORM NO APPROVAL MANAGEMENT.



## 4.2.1 Approval of all projects

4.2.1



Assemblies greater than 3.5 m in height at any point along their route must provide the project approval department with the following data.

- Details of the exhibiting company. Name, Pavilion, booth number and footage awarded.
- Details of the construction and decorating company (Name and contact).
- Dimensioned plan of plan, profile and elevation.
- Renderings or 3D images of the project

Projects that have not been approved must make the changes indicated to them and send the project back for approval. It will be communicated in writing that the project has been approved, once the requested modifications have been made and the regulations are complied with.

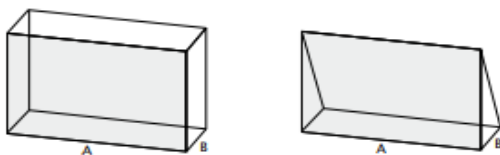
Penalty for modification or non-compliance with the Stand Construction regulations. The Organisation will be empowered to stop the construction of any stand and/or sanction those companies that fail to comply with the specified regulations or whose project to be assembled has not been previously approved by the technical department of Fira de Barcelona or that the stand to be set up is not the one that has previously been approved by said department.

## 4.2.2 Approval of projects with complex structures and riggings

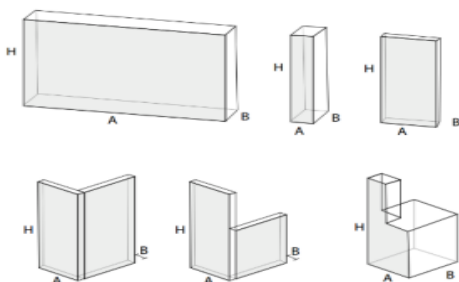
4.2.2

Types of **complex structures**:

- **Modular stands or structures with heights of more than 5 meters.** These must have a minimum of three perpendicular planes of support throughout their height. Cases where  $H > 5\text{m}$  are considered complex structures



- **Unique structures greater than 4 meters in height.** These structures are considered unique in totem type constructions, isolated dividers, corporeal or any structure that does not have a minimum of three perpendicular support planes throughout its height.  $H > 4\text{m}$  and  $B/H < 0.4$  (slenderness coefficient: ratio between dimension B and the height of element H).

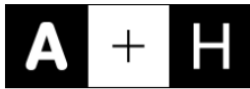


- **Two-story stands accessible to people on the top floor.**
- **Platforms or stages of height equal to or greater than 0.50 m with access for people.**
- **Bleachers with access for people.**
- **Constructions in outdoor areas with a surface area of more than 16 m<sup>2</sup>.**
- **Constructions in outdoor areas of less than 16 m<sup>2</sup> of non-approved surface.**
- **Complex rigging (detail point 4.8.2)**

If your project consists of any of these complex structures, attend to the following point and provide our technical department with the necessary documentation.

Complex structures must comply with the requirements established in current regulations and, specifically, in the content of the Technical Building Code in all its sections, as well as in the basic documents of structural safety (DB SE), fire safety (DB SI) and safety of use and accessibility (DB SUA).





Authorisation for the construction of any of these structures must be requested from Fira de Barcelona, accompanied by the following documentation:

#### **Documentation to be provided prior to assembly**

Project drafted, signed and endorsed by a competent technician (a declaration of responsibility for authorisation will be accepted in place of the visa (Annex IV).

The project must include:

- Descriptive and justifying report of compliance with current regulations.
- Structural study of stability and resistance that considers:
- Usage overload according to table 3.1 CTE DB SE, type C usage category.
- Interior wind of 0.125kN/m<sup>2</sup> up to 4m high, from 4m high will be considered interior wind at 0.063 kN/m<sup>2</sup>.
- Description of the loads transmitted to the pavement under each support.
- Plans limited in plan and elevation, including details of the railings and stairs.
- Evacuation and fire detection plan for structures with a surface area of more than 100 m<sup>2</sup>.
- Risk assessment and preventive measures to be taken into account during the process of assembly and disassembly of the construction.

The assembly of each of these structures will have to be supervised by a competent technician authorised by their professional association and will have to issue an order for this purpose (the responsible declaration of qualification of the competent technician will be accepted (Annex IV).

In the event that all the documentation provided is correct, the assembly of the stand or the structure presented will be authorized. If there is any deficiency identified, the disagreements observed will be indicated in order to request the appropriate corrections from the client or decorator. The assembly of the stand or structure will not be authorized until the deficiencies are corrected. identified, the disagreements observed will be indicated in order to request the appropriate corrections from the client or decorator.

#### **Management during assembly**

The technician in charge will supervise that the assembly of all complex structures complies with the conditions established in the documentation provided by the exhibitors.

It will be at the discretion of Fira de Barcelona to request complementary documentation for those structures that are required due to their complexity, even if they are not classified as complex structures as such.

#### **Documentation to be provided prior to the inauguration**

Once the construction of the complex structure has been completed, the technician in charge will issue the corresponding certificate of final structural soundness endorsed by the corresponding professional association (the responsible declaration of qualification will be accepted in place of the visa, (Annex IV), which will be delivered to Fira de Barcelona.

In the case of a structure approved by a competent and authorised body, the certificate of approval of the structure will be presented together with the assembly and disassembly rules in place of the structural study.

For any construction that is located in outdoor areas, it must be proved, in addition to all the above, that the action of the wind with a speed of no less than 100 km/h has been taken into account in the calculation of the structure.

In the case of events organised by Fira de Barcelona and in the case of double-decker stands, these must be designed in such a way that the second floor does not exceed 50% of the total area awarded, and must be located in such a way that it does not impair the visibility of the stands in their surroundings.

### **4.2.3 Project approval Small structures outside**

**4.2.3**

In the event of planning to install a tent with a surface area of less than 16 m<sup>2</sup> in outdoor areas, the customer must provide Fira de Barcelona with the approval of these tents by a competent and authorized body. These tents must define at what wind speed they are resistant, and their ballasting conditions.

In the event of adverse weather conditions, Fira may require the closure, folding or removal of these tents, or any other corrective measures (fasteners, braces, ballasts, etc.) aimed at mitigating possible risks.

In addition, the flat gantry structures located on the outside will be properly counterbalanced to prevent them from overturning in winds of 100km/h. The project must include the justification of the calculation of the counterweights signed by a competent technician. Such counterweights or ballasts must be sufficiently defined according to their type (sand, water, metal plates, etc.), dimensions and weight.

#### 4.2.4 Project Approval of Inflatable Structures

4.2.4

In the case of the installation of inflatable structures, both inside the pavilions and in outdoor areas, they must comply with the provisions of the UNE-EN 14960:2014 standard, especially with regard to being equipped with fixings or counterweights. Likewise, it will be mandatory to dismantle the inflatable structure in case of rain or winds above 38km/h.



Approval for the assembly of inflatable structures will be subject to receipt of the following documentation:

- Current Civil Liability Insurance that covers the activity.
- User Manual
- Annual Approval/Review Document.

Once the installation has been carried out and prior to the inauguration of the event, it will be necessary to issue a certificate of good execution in situ by a representative of the assembly company, according to the model document to be provided by Fira de Barcelona.

### 4.3 REGULATIONS FOR INSTALLATIONS AND ELECTRICITY SUPPLY

4.3



**IMPORTANT:** The organization of the show guarantees a cetac connection (of at least 16 A) for each stand. In the event that a customer has more than one CETAC in use and that any of the adjacent stands that must be fed from the same manhole do not have the minimum connection guaranteed by the show, the organization may be forced to require the removal of one of the existing electrical panels to guarantee the minimum connections for each stand and this may incur extra costs for the exhibitors affected.

It is very important to remember that:

- Work on low-voltage electrical installations must be carried out by authorised low-voltage installers, both in assembly and disassembly.
- It is the responsibility of the company carrying out the dismantling to check, prior to the start of the work, that there is no voltage in the entire work area of its stand.
- If you have electrical boxes in your assigned space, it is mandatory that they are accessible and accessible (See technical sheet of your space).

#### 4.3.1 Power supply

4.3.1



All the electrical power supply to the stands will be supplied by Fira de Barcelona, with the characteristics of the stand being 400 V between phases and 230 V between phases and neutral.

Fira de Barcelona is not responsible for direct current supplies or in any other condition of stability and continuity other than that of the general supply, these being, in any case, on behalf of the customer of the stand and requiring prior authorisation from Fira de Barcelona.

Fira de Barcelona may limit the supply power when it may have a negative impact on other users or for reasons of overload or safety of its own lines and facilities.

Users of stands and installations are required to maintain a power factor  $\varphi$  between 0.95 and 1.

In the event that the installed electricity-consuming equipment requires some type of precaution in the shutdown processes or is sensitive to possible power cuts, it is recommended that the installer of the equipment install elements that avoid the risk of the possibility of a lack of electricity supply. such as uninterruptible power supply (S.A.I.).

As the electricity supply of the Gran Via Venue depends on the electricity company providing the service, Fira de Barcelona is not responsible for anomalies beyond its control, both due to lack of supply and its quality (frequency variations, voltage variations, transients, peaks, gaps, short interruptions, micro-cuts, etc.).

## 4.3.2 Legalization of the installation

4.3.2



All installations must be carried out in accordance with the requirements of the Low Voltage Electrotechnical Regulations (REBT) and its complementary technical instructions by an electrician officially authorized by the Department of Industry of the Generalitat de Catalunya, completing the corresponding electrical installation bulletin (official certificate).

Electricians from EU countries who do not have the official Catalan electrician licence must register at any of their offices. You will then also need to register with an EIC (Inspection and Control Entity).

Non-EU electricians must order electrical distribution panels directly from Fira de Barcelona. If the electrical distribution panels are not ordered through Fira de Barcelona, the builder of the stand or the customer, as the case may be, must entrust this service to an electrician officially certified in Catalonia or to a European electrician who has previous experience in carrying out the aforementioned procedure.

All customers who do not order an electrical stand distribution panel from Fira de Barcelona must complete the electricity request form to have electricity supply at the stand. Electricity consumption will be invoiced before the event and Fira de Barcelona must have received payment in order for the installation to be approved and electricity to be available at the stand.

The electrical connections in the Gran Vía enclosure are made using CEEPLUG 3P+N+T 6h three-phase connectors.

For the legalization of the electrical installation, the documentation of the installation must be submitted to the Fira de Barcelona industry service (present at the Customer Service offices), duly certified by an electrical installer authorized by the Generalitat de Catalunya and providing the necessary documentation:

Stands **with up to 50 kW** will require a technical design report in which the following documentation must be included:

- Electrical installation bulletin.
- Electrical diagram with calculations.

Stands **with more than 50 kW** must be legalized by means of a technical project drawn up by a registered engineer. This means:

- A **project sealed** by the College of Engineers of Catalonia.
- **Stamped certificate** of completion of the work.
- **Electrical installation bulletin.**

All installations that are powered by a **generator set** must also be **legalized** in the event that this generator set **exceeds 10 Kva**.

The costs of legalization, implementation of the project and necessary documentation will always be borne by the client. Fira de Barcelona will be able to provide the project execution service if required by the client.

It should always be borne in mind that the **electricity distribution** within a **stand** must be **legalized by a single owner**, with the legalization being independent for each stand. **In the case of islands of stands for several customers, each of the stands must be individually legalized** according to the industrial safety law of 12/2008 of 31 July.

## 4.3.3 Electrical connection to manholes or display boxes

4.3.3



The activation of the electricity supply in the halls will be carried out exclusively by Fira de Barcelona staff, and will be carried out once the electrical installations of the stand have been approved and authorized by the corresponding Industry Service, present at the Fira de Barcelona Customer Service office.

At the Gran Vía site, connections up to 63 A will be made using a CEEPLUG 3P+N+T 6h form with the appropriate current (16, 32 and 63 A, three-phase). The physical connection to the socket must be made by the electrical installer of the stand, who will write down the number of the electrical base used.

For consumption above 63 A, the stand panel will be connected directly to the connection to be installed by Fira de Barcelona and the TN-C distribution system must be used.

## 4.3.4 Electrical disconnection

4.3.4



Fira de Barcelona will establish a timetable for the disconnection of the electrical circuits during the event and once it is over. This schedule will be applicable both for daytime (during the event) and for 24-hour tables (once the event is over).

If you require electricity supply after these hours, the corresponding request must be made to Fira de Barcelona 24 hours before the last day of the event.

It is the responsibility of the company carrying out the dismantling to check, prior to the start of the work, that there is no voltage in the entire work area of its stand.

## 4.3.5 General conditions for installation and contracting of electricity supply 4.3.5

In the case of contracting through Fira Barcelona's sales department, ServiFira, (the following link <https://store.firabarcelona.com/K028026?lang=es>):

- All services are provided on a rental basis.
- Customers who contract electrical panels at ServiFira delegate the management of their installation to Fira de Barcelona.
- The amount of the electrical panels includes electricity consumption and the corresponding fees.
- The rental prices of celebratory electrical panels include the legalization of the same, but not the electrical project in the case of being equal to or greater than 50 KW at the stand.
- Electricity consumption tariffs are subject to possible official variations that may occur.
- In any case, the supply of the products and services that have been contracted is only guaranteed two weeks before the start of assembly. Fira de Barcelona will not process any order that has not been previously paid.
- Fira de Barcelona is not responsible for the interruption of the electricity supply, caused by causes beyond its control.

In the case of the client's own electrical installation (not contracting with Fira de Barcelona):

- The customer must pay the amount of electricity consumption and the corresponding fees through the Fira de Barcelona services department, ServiFira, at the following link <https://store.firabarcelona.com/K028026?lang=es>.
- The amount of electricity consumption derived from the celebration panels will be invoiced according to the tariffs and for the entire power requested (stand power + extra power).
- Electricity consumption tariffs are subject to possible official variations that may occur.
- Fira de Barcelona is not responsible for the interruption of the electricity supply caused by causes beyond its control.

## 4.3.6 Water and sewer services 4.3.6



It is advisable to accompany the water installations with the installation of a technical platform in order to improve the appearance and guarantee the safety of passage at your stand. Please note that all requests for installation of supplies must be accompanied by a technical drawing with the design of the stand so that the pre-installation can be planned correctly.

It is advisable to request these services well in advance to ensure their availability and correct installation. This service can be contracted through the Fira Store at the following link <https://store.firabarcelona.com/K028026?lang=es>.



Suministros Gran Via

## 4.4 CLEANING AND WASTE MANAGEMENT 4.4



Fira de Barcelona has a comprehensive cleaning and waste management service. This service can be contracted through the service sales department of Fira de Barcelona ([www.servifira.com](http://www.servifira.com)), the following link: <https://store.firabarcelona.com/K028026?lang=es>.

### 4.4.1 Cleaning of stands 4.4.1



In the event of requesting additional cleaning services (vacuuming, scrubbing, cleaning of windows and vertical surfaces, etc.), these will be contracted through the sales department of Fira de Barcelona, ServiFira, the following link: <https://store.firabarcelona.com/K028026?lang=es>. This cleaning will be carried out at night to minimise the impact of the service during the hours of celebration.

Any customer who decides to use a cleaning service external to Fira de Barcelona must duly accredit their staff, must carry out the service within the established exhibitor hours and the needs for electrical connection must be met by the stand installation itself.

4.4.2 Waste removal and management

4.4.2

The **company responsible for the** construction or decoration of the stand **will be** responsible for removing **the waste generated on a daily basis, in both** assembly and disassembly **periods**. The fire **prevention policy prohibits** the **accumulation of waste** in the stands and their warehouses, as well as in the corridors and common areas.

For this purpose, assembly companies may contract waste containers from the service sales department, ServiFira, the following link: <https://store.firabarcelona.com/K028026?lang=es> or manage it on behalf of others. **Waste must be removed at the end of each day. The collection of material is only allowed within the limits of the stand.**

The management of the removal of the waste generated may be carried out by its own means, or by contracting the service through Fira de Barcelona's services department, ServiFira. Waste management companies outside of Fira de Barcelona must, like any other supplier, be accredited to be able to offer their services and pay for vehicle access within the venue.

At events organised by Fira de Barcelona, the waste control service will be responsible for informing and sanctioning cases of non-compliance with the regulations.

It is not allowed to use the sinks in the bathrooms for assembly and disassembly work; For these activities, marked industrial picks must be used. It is remembered that batteries, oils, light bulbs, paints, solvents and in general any toxic or chemical product must be properly recycled.

At the end of the dismantling period, the contracted surface must be completely clean, which includes the removal of adhesive tapes from carpets and any other material.

General waste bins will not be provided in the aisles, if you need them you must hire them. Boxes of 20/30 m3 of waste cannot spend the night inside the fairgrounds.



To validate the correct management of waste in dismantling, either by its own means or by contracting our supplier, the assembly company must go to the waste manager of its pavilion, so that the "WASTE MANAGEMENT FORM" can be stamped as it has left the space in which the referenced stand is located clean and expeditious. as well as that it has not left waste in any space of the enclosure. This stamped form guarantees that no debris removal invoice will be generated. (this form will be operational in the Exhibitor Area)

4.5 MACHINERY THAT GENERATES DUST

4.5



All workbenches, **wood-cutting machinery or any tools that generate dust** must not be used inside the Fira de Barcelona pavilions, unless they are equipped **with dust retention bags or suction equipment** designed for this purpose and only when authorised by the organisation.

Under no circumstances may the remains generated during the assembly of the stand be thrown directly into the common corridors. Also, keep in mind that the cutting areas and moving elements must have protective devices.

4.6 COLLABORATION CARPETING CORRIDORS

4.6

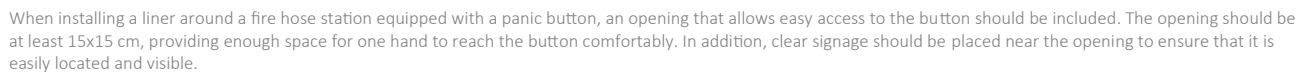
The carpeting of the corridors is carried out during the assembly of the events, so we ask for your full collaboration, attending to the following requests:

- Avoid walking through carpeted aisles during the installation process to avoid damaging the material.
- If you need to access your stand, please use the alternate routes indicated by the organization's staff.
- Collaborate with organizational staff as much as possible to facilitate the carpeting process.

Remember that exhibitors and decorators can contract operational services, such as; the removal of debris/waste, and storage of materials or packaging through Fira de Barcelona's services department, ServiFira, the following link: <https://store.firabarcelona.com/K028026?lang=es>.

The walls and columns, as well as all the technical installations of the pavilions, must not withstand the loads caused by the decoration or the objects on display in their structure.

In the case of covering or decorating columns where there are bias binding's fire extinguishers, fire buttons, signage or any other information element of the enclosure, these must always be visible, accessible and free of obstacles that may prevent their normal use. All these elements may not be manipulated or disassembled.



All the firefighting equipment that remains inside the stand must be included in the design of the stand without obstructing it with anything, leaving it visible, accessible and signposted at all times.



Applying Fira Barcelona's occupational safety and risk prevention regulations, any company that wishes to suspend an object (lighting structures, signs, banners, etc.) from the ceiling of any of the Pavilions of the Exhibition Centre, must send their request to ServiFira, filling in the form that they will find in the Fira Store at the following link: <https://store.firabarcelona.com/K028026?lang=es>.

The basic anchor point service (also called rigging) is exclusive to Fira de Barcelona, provided through its official provider. It is therefore strictly forbidden to hang any item directly from the ceiling of the pavilions. Exhibitors and stand assemblers must request rigging points according to the weight distribution designed by their competent technician.

It is not always possible to place anchor points in all the exhibition areas of the pavilion, as there may be restrictions that may depend on the pavilion and the points already in use, as well as the load capacity of the roof, this circumstance may lead to the need to make a prior adaptation for rigging (pre-rigging). This adaptation may entail additional costs that will be borne by the customer.

Any exception to the regulations described must be authorised in advance by Fira de Barcelona's technical services.

### Basic requirements

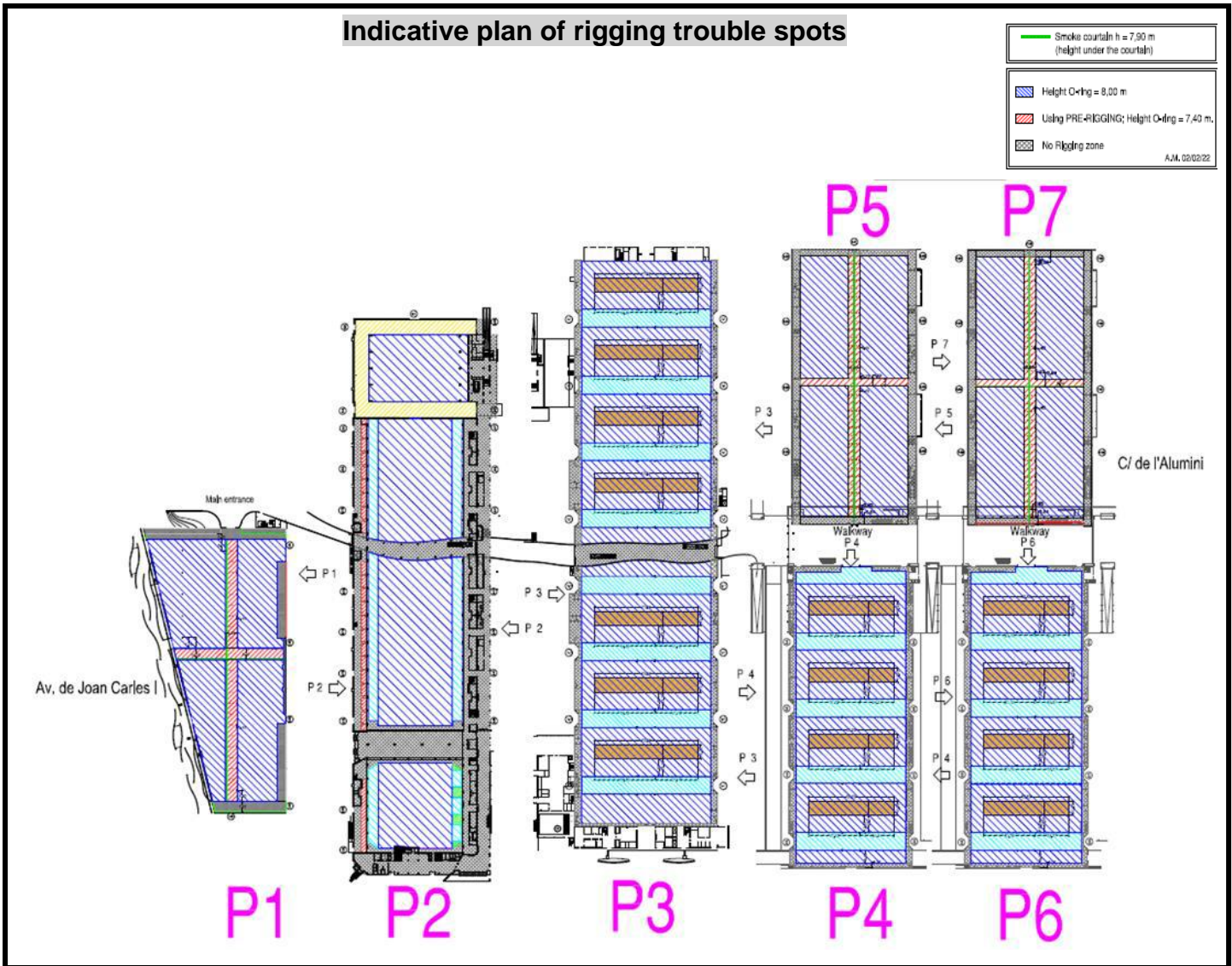
Structures must be designed to withstand the static and dynamic loads associated with their final design, as well as contemplate the assembly and disassembly phases.

The main requirements for any hanging structure/element are:

- The minimum distance allowed between anchor points is 1 meter.
- The maximum permissible hanging weight of rigging elements is 15 kg/m<sup>2</sup>, calculated by the proportion between the total weight of the suspended elements and the contracted stand area.
- In halls 1, 2, 5, 7, 8.0 and 8.1 of the Gran Via venue, the maximum load weight of a rigging point is 150kg (1.47 kN). Under a technical and structural feasibility study in halls 1, 2, 5, 7 and 8.1 it is possible to install high-capacity points (HCP) with a maximum weight of 250kg (2.45kN). In all cases, the weight of the lift itself (motors, hoists, etc.) must be included.
- In halls 3, 4 and 6 of the Gran Via venue, the maximum loading weight of a rigging point is 250 kg (2.45 kN). The weight of the elevator itself (motors, hoists, etc.) must be included.
- In the case of corporate events and organiser spaces, in all the halls of the Gran Via venue the maximum weight per rigging point is 250kg (2.45kN). Under a technical and structural feasibility study in halls 1, 2, 3, 4, 5, 6, 7 and 8.1, it is possible to install high-capacity points (HCP) with a maximum weight of 350kg (3.43kN). In all cases, the weight of the lift itself (motors, hoists, etc.) must be included.
- It is not allowed to lift any truss grille with more than 6 manual lifts (hoists/trotails).
- Due to the high asynchronism, the maximum load for rigging points will be 150kg (1.47kN) in the case of using manual hoists.
- The safety factors of hanging elements must be higher than those established in the prevailing regulations. This requirement applies to all hanging elements of the points installed by the fitter, whether main or secondary, or simply decorative.
- Loads transferred to the structure during any period due to lifting elements being subjected to the pavilions may not exceed the maximum load capacity of the point and its elements.
- The materials and equipment used must be of good quality, in good condition, CE marked and have their inspections up to date.
- Truss structures and materials belonging to exhibitors are only allowed if they are CE qualified (European Conformity), and are in perfect working condition.
- Only truss structures with steel cables or textile slings with a steel core (steelflex) are permitted. The use of textile-only slings is not permitted to sling trusses.
- Customers are not allowed to hang anything from the auxiliary structures installed on the ceiling of the enclosure themselves.
- Elements hung from the ceiling must maintain the verticality of the point.
- It is strictly forbidden to alter any equipment installed by the official supplier, including trusses, cables, shackles or slings.
- The maximum height of truss or aerial structure hanging from rigging points is 7m in the exhibition area, provided that there are no height restrictions in the pavilion. For congress or organiser areas, keep the maximum height limit to 7m or consult your rigging manager/supplier.
- Rigging suppliers will be able to perform load checks per rigging point by installing load cells. If it is detected that the maximum loads established in the regulations are exceeded, the exhibitor or assembler must take measures to prevent them from being exceeded.
- It is strictly forbidden to link any type of structure or assembly to structural or auxiliary elements of the enclosure (pillars, beams, grids, installations, etc.).



## Indicative plan of rigging trouble spots



### SAFETY CABLES

The installation of a safety cable is mandatory for type D8 motors and hoists.

Safety cables must be installed in all assemblies, in order to prevent the collapse of the hanging structure. Safety cables will always be mandatory to retain the element that the engine lifts.

Mandatory requirements:

- The safety cables must connect the structures attached by the display to the ring, by passing the electric motor or hoist.
- Once the two ends of the safety cables are fixed, they must be unburdened.
- The diameter of these cables must be a minimum of 6 mm and equal to or greater than the diameter of the main cables.
- Its thickness must withstand the load associated with the cable plus 25% to cope with any sudden stress.
- Safety cables should be positioned so that they do not suffer stress at their final location.

For accessories:

All equipment and accessories hanging on a truss (lights, sound and speaker equipment, signage, etc.) shall be secured with secondary safety cables/chains and metal cable ties.

Mandatory requirements:

- The fastening of each equipment must act independently of the secondary equipment and the steel cables must have a diameter of at least 4mm.
- The use of steel slings or steelflex core textiles is recommended.
- In case of using textile slings, the nylon elements must have a minimum tensile strength of 7 kN (700 kg), and connection to the truss with a metal cable is mandatory.

## 4.8.1 Application Procedure

4.8.1



The rigging points will be installed by the official supplier of Fira de Barcelona. These points are not always available, and each request will be considered individually.

If you have any questions about Rigging, you can contact;

- |                        |                |  |                     |
|------------------------|----------------|--|---------------------|
| • Halls 1,2 & 3:       | Neumann&Muller | <a href="mailto:rigging.granviasouth@firabarcelona.com">rigging.granviasouth@firabarcelona.com</a> | Telf +34 93 2714800 |
| • Halls 4, 5, 6 and 7: | Top Fort       | <a href="mailto:rigging.granvianorth@firabarcelona.com">rigging.granvianorth@firabarcelona.com</a> | Telf +34 93 0042424 |

The rigging points will always be placed in accordance with the Hostelco 2026 height regulations.

NOTE: The organization reserves the right to have to put adaptation structures in other areas that are not signposted and whose cost derived will be borne by the exhibitor.

To request the rigging service, it is necessary to fill in the form available on the Internet at the service sales department of Fira de Barcelona ([www.servifira.com](http://www.servifira.com)), and submit it together with the documentation detailed below:

- Drawing (if possible, in AutoCAD Version 2010) indicating the height, the weight supported by anchor point and the orientation of the stand in the pavilion.
- The rigging request form (available on the Internet through the Servifira website) indicates the company's details and rigging requirements.
- Point type (with or without safety cable, hoists or electric motor).
- Depending on the complexity of the request (number of points, location, simultaneity of requests, etc.), and at the request of Fira Barcelona, the following must be submitted:
  - Technical description of the design materials.
  - Justification of point weight calculations.
  - Material quality certificates.
  - Proof of inspection of motors, hoists or any machinery.
  - Description of the assembly/dismantling procedures to avoid damage to the structure of the pavilion or that may pose a danger to the facilities or personnel.

All data provided must be submitted with the measurements of the International System of Units and provided in Spanish or English.

In the event of detecting any deficiency in the materials or in the execution of the work, Fira de Barcelona may stop the assembly/disassembly until the required documentation is presented, or the procedures used are corrected.

There are local restrictions that change depending on the structure of the pavilion, the load capacity of the roof and the load already used by the roof. These restrictions may entail the installation of pre-rigging structures with consequent additional costs. For more information about these restrictions, you should contact the official rigging suppliers.

## 4.8.2 Complex Riggings

4.8.2



"Complex Riggings" are considered to be those cases in which a structure or hanging element that is not approved for this purpose and, therefore, of non-industrialised manufacture and without a specific technical sheet of resistance and loads to be supported is detected in the description presented.

An approved structure or hanging element is considered to be truss-type structures or others that could be analogous, which have a technical sheet/certification that validates their resistance and supported loads.

Approved structures that have non-approved lined and/or hanging elements will also be considered as a whole "Complex Riggings".

For these cases in which the request for complex rigging is considered, the following documentation must be provided by the assembler/exhibitor.

### Prior assembly

- Descriptive and justifying report of the elements to be disposed of and the materials used.
- Structural study of stability and resistance that considers the overload of the elements arranged
- Justification for calculating weights of the points and loads considered
- Plans dimensioned in plan and elevation Fira Barcelona reserves the right to consider "complex rigging" other cases in which the safety of the structure or hanging element is not sufficiently guaranteed (such as metal structures not approved for rigging purposes).

The assembly of each of these complex riggings will have to be supervised by a competent technician authorized by their professional association and will have to issue (prior to assembly) an assignment for this purpose endorsed by said association (the responsible declaration of qualification of the competent technician will be accepted in place of the visa - see annex IV).



In the event that all the documentation provided is correct, the assembly of the complex rigging presented will be authorized. If there is any identified deficiency, the disagreements observed will be indicated in order to request the appropriate corrections from the client or decorator.

The rigging in question will not be allowed until the deficiencies are corrected. In the case of a structure approved by a competent and authorised body, the certificate of approval of the structure may be submitted alternatively (in substitution of the structural study) together with the rules for assembly and disassembly.

#### **DURING ASSEMBLY**

The technician in charge will supervise that the assembly of the complex rigging complies with the conditions established in the documentation previously provided by the exhibitors.

Fira de Barcelona, through its managers and technicians, may carry out inspections or request further documentation during the assembly and disassembly periods. Assemblers must facilitate such inspections and provide the required documentation.

They must report any auxiliary element used, such as lifting baskets, scaffolding, ladders or others, to the relevant inspectors.

If, during the period of assembly of any element, there are reasonable doubts as to its sustainability, Fira de Barcelona may request feasibility tests. The costs of such tests will be borne by the customer.

Fira de Barcelona, through its designated technicians, may stop the assembly or elevation of any structure if it is considered necessary for safety reasons. For this same reason, you can also request any additional documentation you deem necessary.

#### **Prior to the inauguration**

Once the installation of the complex rigging has been completed, the technician in charge will issue the corresponding certificate of solidity of final assembly endorsed by the corresponding professional association (the declaration of responsibility for qualification -see annex IV- will be accepted in place of the visa) which will be delivered to Fira de Barcelona

|              |  |              |
|--------------|--|--------------|
| <b>4.8.3</b> | <b>Inspections and assembly period</b> | <b>4.8.3</b> |
|--------------|--|--------------|

Fira de Barcelona, a través de sus responsables y técnicos, podrá llevar a cabo inspecciones o solicitar más documentación durante los periodos de montaje y desmontaje. Los montadores deberán facilitar dichas inspecciones y proporcionar la documentación que les sea requerida. Deberán informar de cualquier elemento auxiliar usado, como cestas elevadoras, andamios, escaleras de mano u otros, a los inspectores pertinentes.

Si durante el periodo de montaje de cualquier elemento hubiese dudas razonables en cuanto a su sostenibilidad, Fira de Barcelona podrá solicitar pruebas de viabilidad. Los costes de dichas pruebas irán a cargo del cliente.

Fira de Barcelona, a través de sus técnicos designados, podrá detener el montaje o la elevación de cualquier estructura si se considera necesario por motivos de seguridad. Por esta misma razón, también podrá solicitar toda la documentación adicional que considere necesaria.

|              |  |              |
|--------------|--|--------------|
| <b>4.8.4</b> | <b>Mandatory regulations for rigging equipment</b> | <b>4.8.4</b> |
|--------------|--|--------------|

European Regulations:

- UNE-EN 13414. Steel cable slings. Safety.
- UNE-EN 1677. Standards series for sling accessories. Safety.
- UNE-EN 12385:2003. Steel cables. Safety.
- UNE-EN 13411:2002. Grips for steel cables. Safety.
- UNE-EN 13889:2004+A1:2009. Forged Steel Shackles for General Lifting Purposes – Straight and Curved Shackles – Level 6 – Safety
- Machinery Guidelines 2006/42/EC
- Spanish Regulations:
- CTE. Technical Building Code
- Best Practices:
- NTP 155: Steel Wire Ropes
- NTP 221: Steel Wire Rope Slings

|              |  |              |
|--------------|--|--------------|
| <b>4.8.5</b> | <b>Specific regulations for the prevention of occupational risks</b> | <b>4.8.5</b> |
|--------------|--|--------------|

All work at heights must be carried out in compliance with the Occupational Risk Prevention regulations. In particular, R.D 2177/2004, of 12 November, which establishes the minimum health and safety provisions for the use by workers of work equipment, in terms of temporary work at height.

|              |  |              |
|--------------|--|--------------|
| <b>4.8.6</b> | <b>Safety and health on construction sites</b> | <b>4.8.6</b> |
|--------------|--|--------------|

By application of the criteria of the Labour Authority, the assembly and dismantling of certain elements, installations and structures such as tents, stands, stages, sound support and lighting structures, etc., may be framed, depending on their characteristics (size, height, use, location, relationship with other facilities, existence of an execution project, etc.), within the scope of application of Royal Decree 1627/1997, of 24 October, which establishes minimum health and safety provisions in construction works.

For further information, please contact:

- Rigging - Fira Gran Via Halls 1, 2, 3 a [rigging.granviasouth@firabarcelona.com](mailto:rigging.granviasouth@firabarcelona.com)
- Rigging - Fira Gran Via Halls 4,5,6,7,8,0,8.1 a [rigging.granvianorth@firabarcelona.com](mailto:rigging.granvianorth@firabarcelona.com)

The elements that are suspended from the ceilings are obliged to comply with the Regulations on the height of the Lounge. Due to their architectural characteristics, some areas of the fairgrounds have a limited number of anchor points, so in order to enable rigging points in compliance with safety regulations, it will be necessary to install adaptation structures that will be carried out by the exhibitor or decorator.

|            |  |            |
|------------|--|------------|
| <b>4.9</b> | <b>MAXIMUM PERMISSIBLE NOISE LEVEL</b> | <b>4.9</b> |
|------------|--|------------|

!

In order to guarantee a pleasant and convivial environment for all exhibitors and visitors, activities or product demonstrations that may generate noise during the opening hours must respect the maximum volume allowed inside the pavilions.

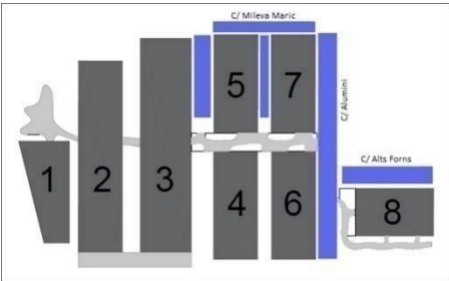
This volume may not exceed the ambient background noise level by more than **3 dB**. In any case, the maximum level allowed in the exposure area will be **60 dB**.

If these levels are exceeded, **Fira de Barcelona will ask the exhibitor to reduce the volume** to adjust to the established limits. If this is not done after the notice, the organization of the show, and always by means of a written notification, may stop the activity of the stand, without assuming responsibility for the possible consequences that this may cause.

It should also be considered that areas of our venues are strictly limited to outdoor night-time activities (between 10:00 p.m. and 7:00 a.m.), both in assembly and dismantling periods and in celebration periods, specifically:

**GRAN VIA**

- In the side streets of pavilions 6 and 7 (adjacent to Alumini Street),
- Rear area of halls 5 and 7 (C/ Mileva Maric),
- Loading and unloading area of Hall 8 (C/ Alts Forns).
- Outdoor area between Halls 3 and 5
- Outdoor area between Halls 5 and 7



## 4.10 GASES, INSTALLATIONS AND SMOKE EVACUATION

4.10

The emission of vapor, flammable or toxic gases that may be harmful to health and/or annoying to the attending public or other customers of the event is not allowed.

**Toxic gases and vapours generated by combustion must be evacuated to an external area** through suitable ducts for this purpose. To this end, **the technical feasibility studies for the location and fixing of these conduits must be requested** from the Department of Operations and Logistics [operations.alimentaria@firabarcelona.com](mailto:operations.alimentaria@firabarcelona.com).

In the event of technical feasibility of the project, the costs of the execution of the authorised installation will be borne by the customer. The deadline for such an application is **February 1, 2026**.

In any case, the provisions of the technical regulations for the distribution and use of gaseous fuels RD 919/2006 and its complementary technical instructions IG01 to 11 must be complied with.

In the event that the gases or vapours are not harmful to health (water vapour, or food cooking, for example) but cause odours that may cause discomfort to the rest of the customers, **a hood must be installed with suitable filters to absorb these odours**.

The exhibitor is responsible for compliance with these rules, as well as for the consequences derived from their non-compliance.

If the **use of domestic gas is necessary, it will be necessary to legalise the installation and supply of gas by a company authorised** for this purpose, delivering the corresponding bulletin. The nearest Repsol Butano branch to Fira de Barcelona, TOSSA Agency, Ronda Sant Antoni, 52 (or whatever is operational at the time).

The facilities must be adapted to current regulations. In both cases, the corresponding certifications must be submitted to the Department of Operations and Logistics [operations.alimentaria@firabarcelona.com](mailto:operations.alimentaria@firabarcelona.com).

**The deadline for submission of this documentation will be February 1, 2026.**

In the event of serious infractions against this rule and may pose a danger to people, the management of the Contest is empowered to demand their arrest.

#### **Use of Stoves**

For safety reasons and in accordance with current regulations on fire prevention and risks associated with the use of combustible gases, the use of gas or pellet stoves is strictly prohibited throughout the fairgrounds.

This measure aims to reduce the risk of accidents related to leaks, fires or explosions, thus guaranteeing the safety of exhibitors, visitors and venue staff.

Alternatively, the use of approved electric heating systems that meet established safety standards is recommended. You can consult the website of the Fira Barcelona sales department ([www.servifira.com](http://www.servifira.com)), if you are interested in contracting this service.

## 4.11 MACHINES AND APPLIANCES IN OPERATION

4.11

The exhibitor will equip the facilities that must operate during the Fair with all the necessary protection devices for work and accident prevention required by the technical standards in use for such facilities.

If machinery or certain parts are to be shown to visitors during operation, the normal protection may be replaced by a coating of organic glass or similar transparent material. When the machinery is stationary and has the sole purpose of display, the protective devices may be removed.

In the event of serious infractions against this rule, and the operation of the machinery may pose a danger to people, the management of the Contest is empowered to demand their arrest.

If these conditions are violated, the responsibility for any accident will be exclusively with the exhibitor, who must have taken out a Civil Liability Insurance policy for damage to third parties, people or things in an unlimited amount.



## 4.12 ACTION MEASURES IN CASE OF EMERGENCY and EVACUATION 4.12

### WHEN YOU ENTER THE PAVILION WHERE YOUR STAND IS LOCATED

Identify and show your staff the escape routes, emergency exits and firefighting means in the vicinity of your stand.

### WHAT TO DO IN CASE OF EMERGENCY

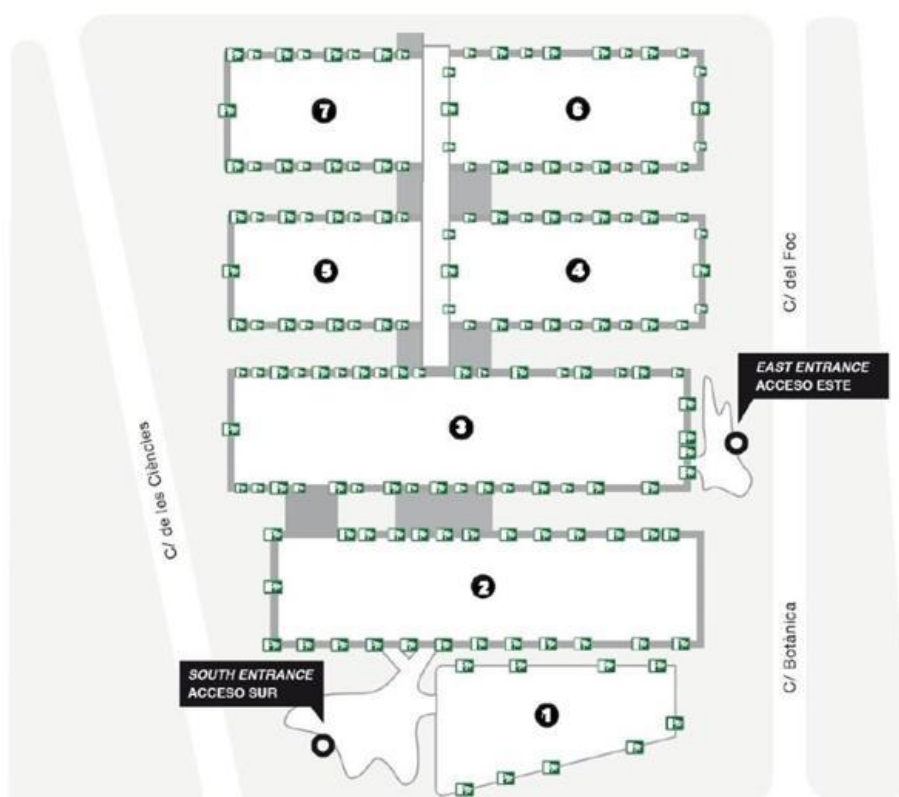
Don't lose your cool. Don't panic. Inform the Fira de Barcelona staff, the Montjuïc Control Centre by calling +34 93 233 41 00 or using the emergency buttons. Do not obstruct emergency exits.

### HOW TO EVACUATE THE AREA

Upon hearing the evacuation order, pass it on to all staff in charge and visitors who are currently at your stand and execute it immediately. Go without running through the escape routes to the emergency doors. Follow the instructions given over the public address system and by emergency personnel (uniformed). Do not use elevators. Stay in the assembly area designated by security personnel and wait for instructions; If you notice that someone is missing, report it to the emergency teams.

### WE NEED YOUR COLLABORATION

Immediately inform the security service (directly to the uniformed guards or by calling + 34 93 233 41 00) of any object, situation or detail that, in your opinion, may be important.



## 5 FOR MORE TECHNICAL INFORMATION GO TO FIRA BARCELONA REGULATIONS 5

Aspects not covered by these regulations will be governed by the General Regulations of Fira Barcelona, please visit this link.

<https://crm.fira.barcelona.cat/sites/NormativaTecnica/Documents%20compartits/Forms/AllItems.aspx?id=%2Fsites%2FNormativaTecnica%2FDocuments%20compartits%2FNORMATIVA%20T%C3%88CNICA%20GV%2FNormativa%5FFira%5FBarcelona%5FGran%20Via%5FESP%2Epdf&parent=%2Fsites%2FNormativaTecnica%2FDocuments%20compartits%2FNORMATIVA%20T%C3%88CNICA%20GV>